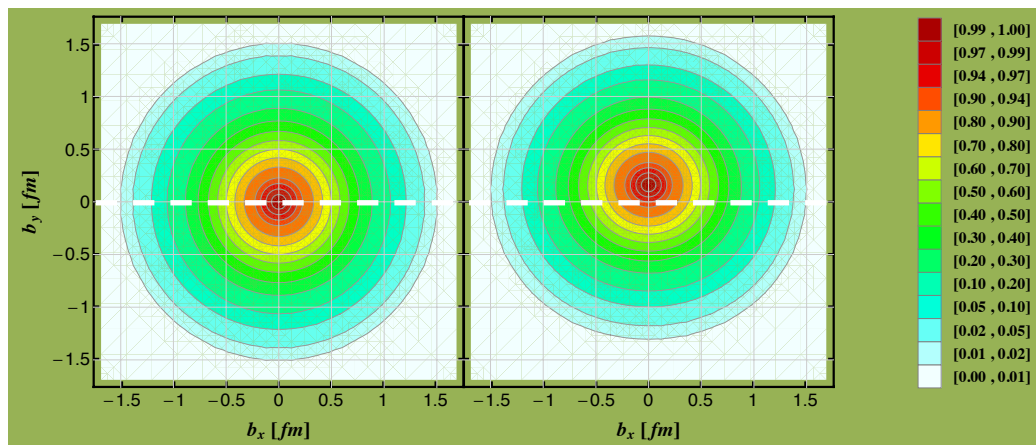



Measuring GPDs at EIC

BROOKHAVEN
NATIONAL LABORATORY



Salvatore Fazio
Brookhaven National Laboratory
Upton, New York



POETIC

Physics Opportunities @ an Electron Ion Collider
Indiana University, Bloomington IN
August 20-22, 2012

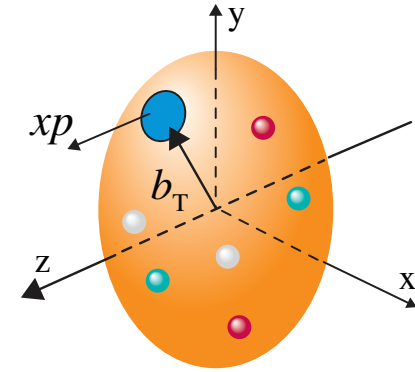
Plan of the talk

- Introduction to GPDs
- Detector requirements
- GPDs and DVCS
 - Bethe-Heitler subtraction
 - $|t|$ -differential cross sections
 - Charge and spin asymmetries
- Imaging with an EIC (the impact!)
- Imaging the gluons: J/ψ
- Summary

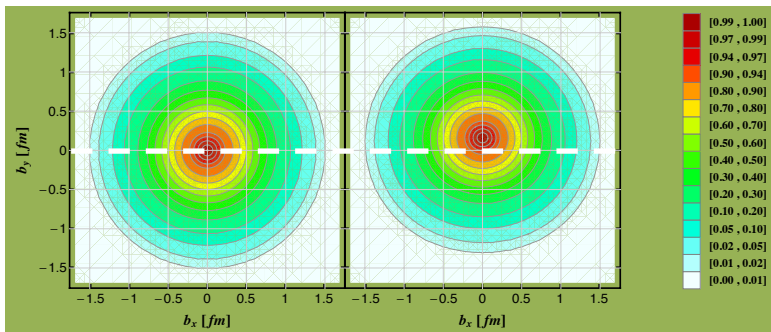
(2+1)-Dimensional imaging of the proton

Open questions:

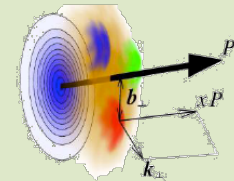
- ⊙ PDFs do not resolve transverse coordinate or momentum space
- ⊙ In a fast moving nucleon the longitudinal size squeezes like a 'pizza' but transverse size remains about 1 fm



Goal: nucleon tomography!



Proton imaging



what is the spatial distribution of quarks and gluons in nucleons/nuclei

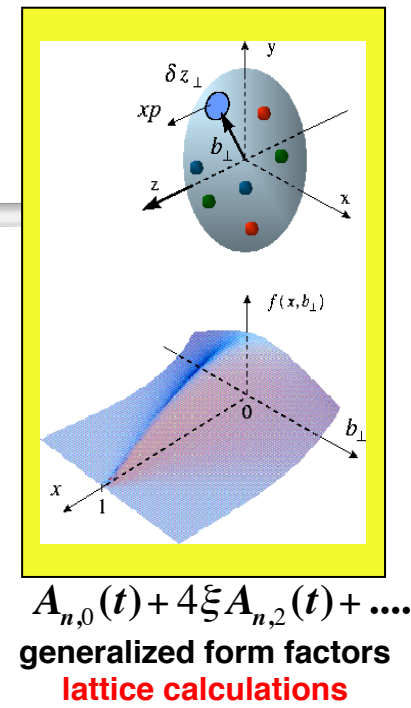
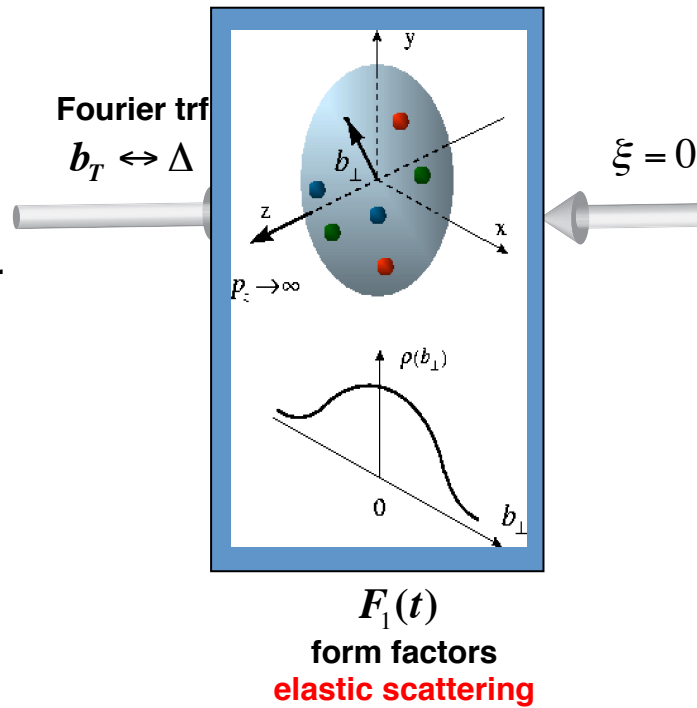
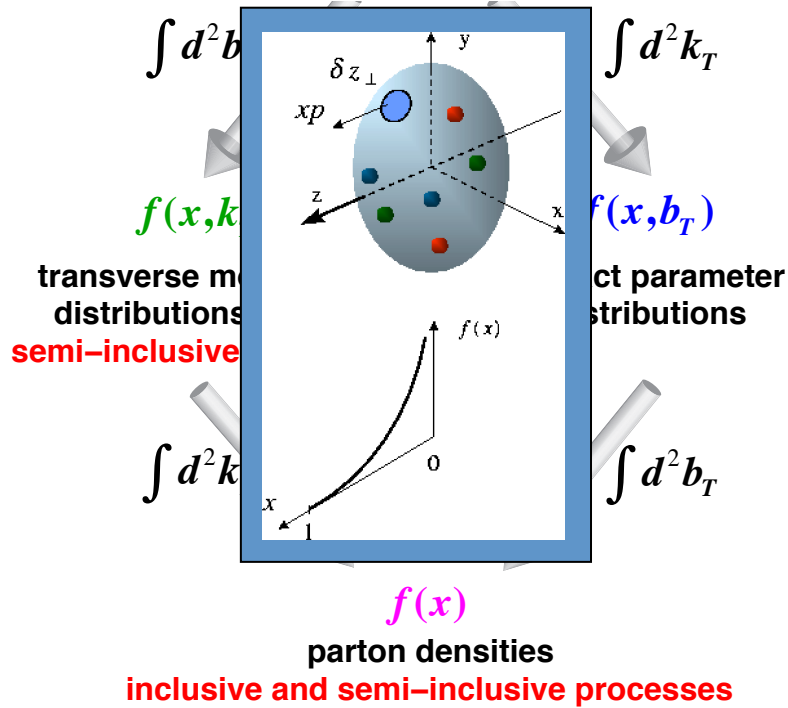


Possible window to orbital angular momentum

(2+1)-D imaging of the proton

Longitudinal momentum & helicity distributions

transverse charge & current densities



Wigner Distribution
 $W(x, r, k_{\perp})$

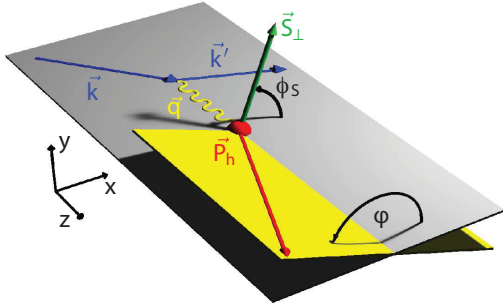


3D picture in coordinate space
generalized parton distributions
→ exclusive reaction like DVCS and VMP

Accessing the GPDs

$$\frac{d\sigma}{dt} \sim A_0 \left[|H|^2(x,t,Q^2) - \frac{t}{4M_p^2} |E^2|(x,t,Q^2) \right]$$

Dominated by **H**
slightly dependent on **E**



$$\varphi = \phi_h - \phi_l$$

Angle btw the production
and scattering planes

$$\varphi_s = \Phi_T - \phi_h$$

Angle btw the scattering plane
and the transverse pol. vector

$$A_C = \frac{d\sigma^+ - d\sigma^-}{d\sigma^+ + d\sigma^-} \propto \text{Re}(A)$$

Requires a positron
beam at eRHIC

$$A_{LU} \propto y \left[F_1(t) H(\xi, \xi, t, Q^2) - \frac{t}{4M^2} F_2(t) E(\xi, \xi, t, Q^2) + \dots \right]$$

Dominated by **H**
slightly dependent on **E**

$$A_{UT} \propto \sqrt{\frac{-t}{4M^2}} \left[F_2(t) H(\xi, \xi, t, Q^2) - F_1(t) E(\xi, \xi, t, Q^2) + \dots \right]$$

$\sin(\Phi_T - \phi_N)$
governed by **E** and **H**

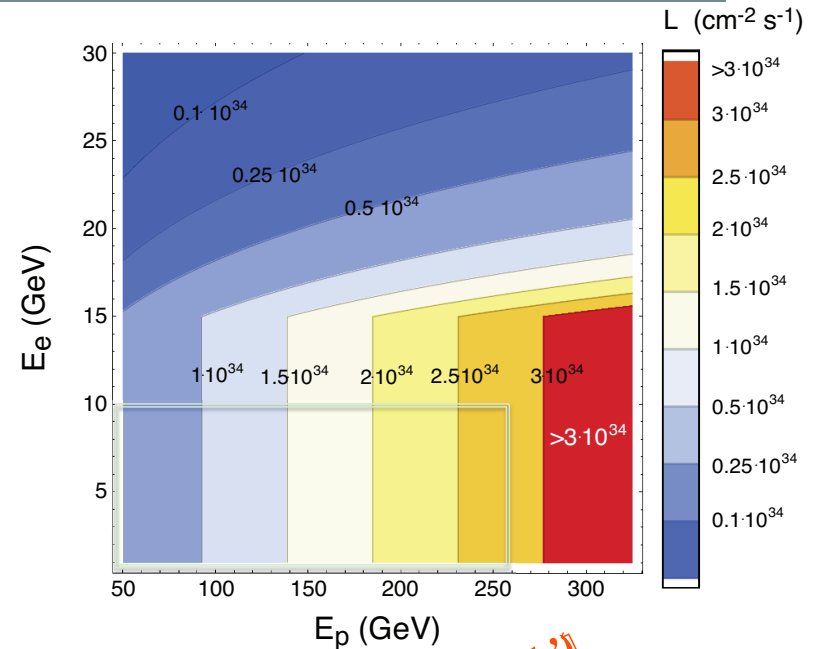
EIC

Why EIC is unique:

- ❑ 5 - 20 GeV electrons on 100-250 (130) GeV protons (nuclei). Polarization of electrons and protons (nuclei)
- ❑ Lumi: $\sim 10^{34} \text{ cm}^{-2}\text{s}^{-1}$ (stage 1-ep pol)

Important for exclusive DIS:

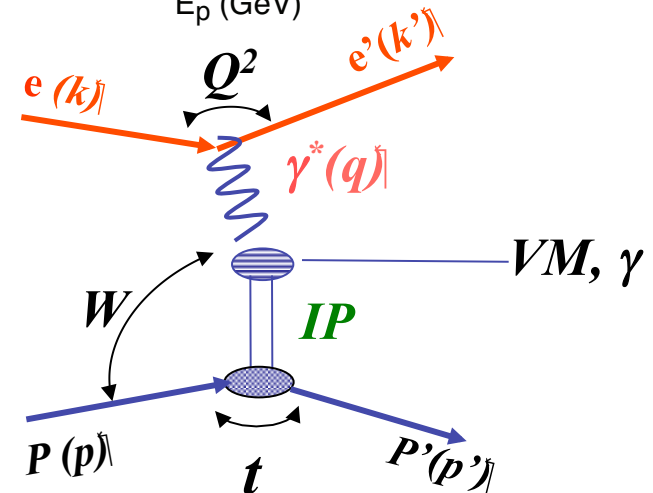
- Dedicated forward instrumentation
- High tracker coverage
- **Very High lumi!**



What are the detector requirements:

Important for exclusive diffraction:

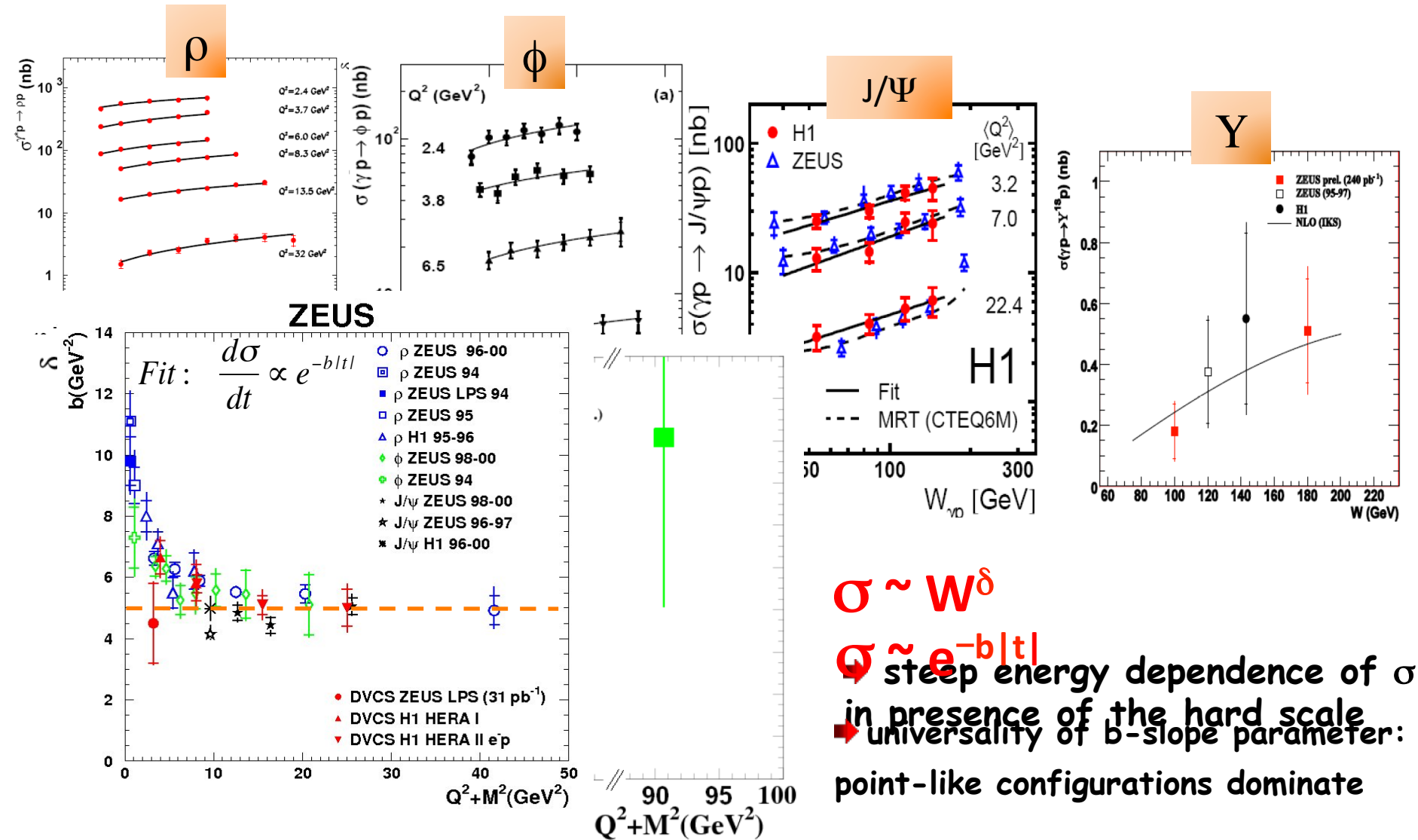
- Hermetic Central Tracking Detector (Si pixels)
- Good em calorimeter resolution with fine granularity
- Preshower em cal $\rightarrow \pi^0$ background
- Very forward calorimetry
- **Roman pots** (and with excellent acceptance)





Vector Meson Production

W & t dependences: probe transition from soft → hard regime

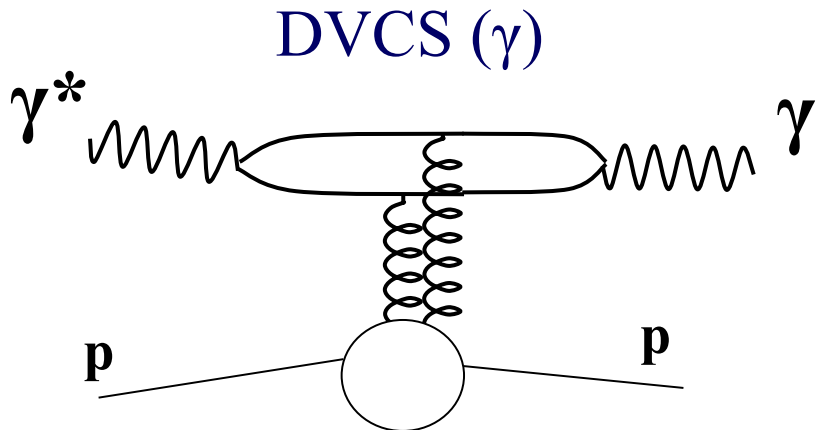
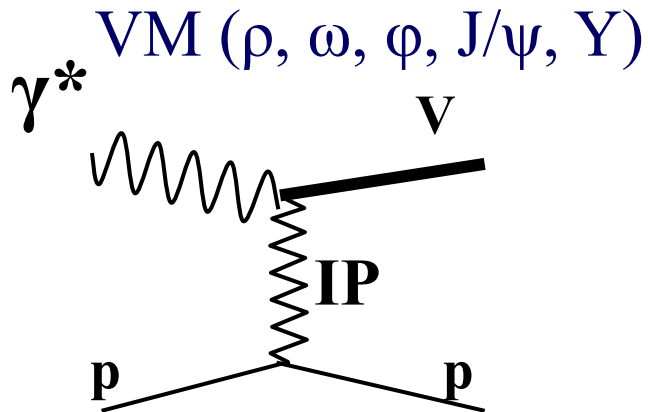


$$\sigma \sim W^\delta$$

$$Q^2 \sim e^{-b|t|}$$

steep energy dependence of σ
 in presence of the hard scale
 universality of b-slope parameter:
 point-like configurations dominate

Deeply Virtual Compton Scattering



Scale: $Q^2 + M^2$

Q^2

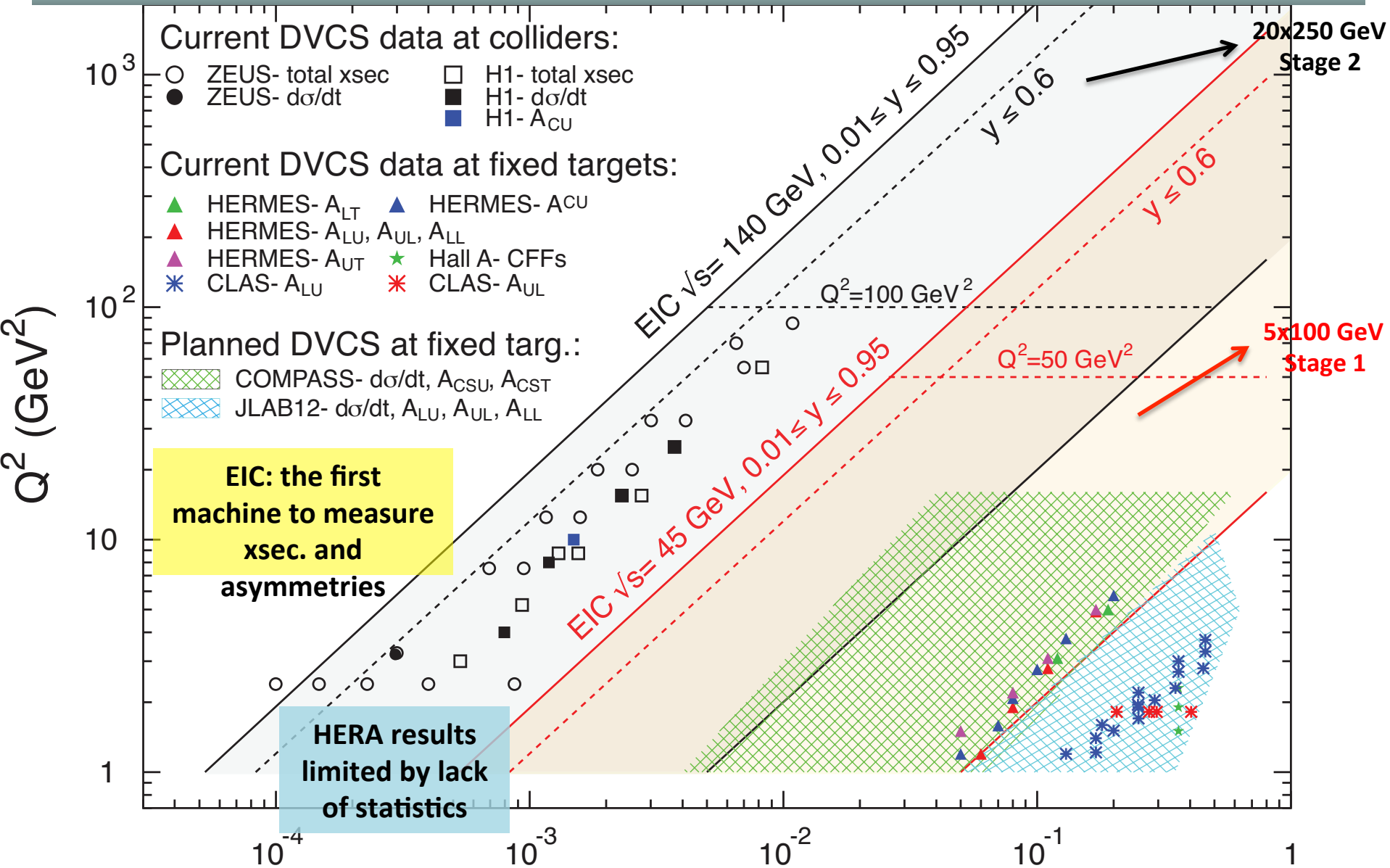
Q^2 gives the lever arm

A GOLDEN MEASUREMENT!

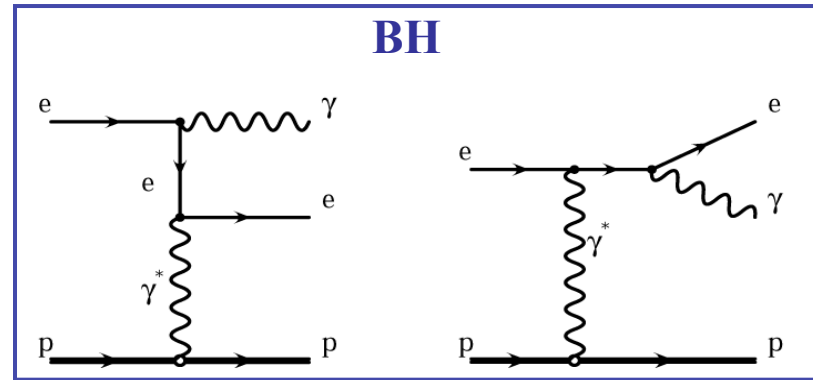
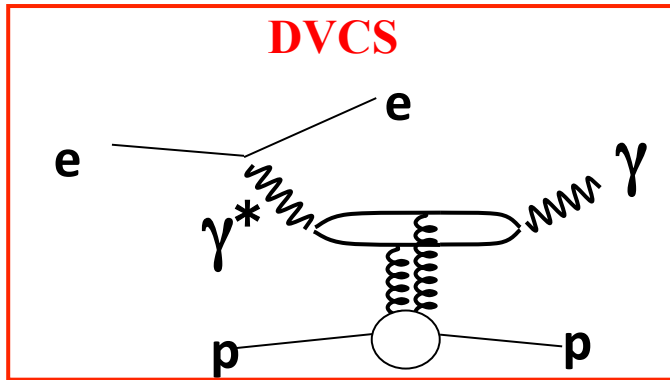
DVCS properties:

- Similar to VM production, but γ instead of VM in the final state
- Very clean experimental signature
- Not affected by VM wave-function uncertainty
- Hard scale provided by Q^2
- Sensitive to both quarks and gluons

DVCS phase-space



DVCS - BH



$$\frac{d\sigma}{dx dy dt |d\phi d\varphi} = \frac{\alpha^3 x_B y}{16\pi^2 Q^2 \sqrt{1+\varepsilon^2}} \left| \frac{I}{e^3} \right|$$

$$|I_{BH}|^2 = \frac{e^6}{x^2 y^2 (1+\varepsilon^2)^2 \Delta^2 \mathcal{P}_1(\phi) \mathcal{P}_2(\phi)} \left\{ c_0^{BH} + \sum_{n=1}^2 c_n^{BH} \cos(n\phi) + s_1^{BH} \sin(\phi) \right\}$$

$$|I_{DVCS}|^2 = \frac{e^6}{y^2 Q^2} \left\{ c_0^{DVCS} + \sum_{n=1}^2 [c_n^{DVCS} \cos(n\phi) + s_n^{DVCS} \sin(n\phi)] \right\}$$

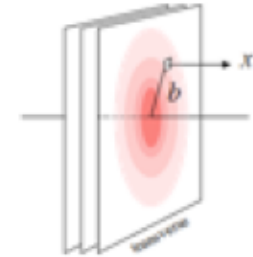
$$|I|^2 = \frac{\pm e^6}{xy^3 \Delta^2 \mathcal{P}_1(\phi) \mathcal{P}_2(\phi)} \left\{ c_0^I + \sum_{n=1}^3 c_n^I \cos(n\phi) + s_1^I \sin(\phi) \right\}$$

- DVCS cross section measurement -> BH must be removed
- Asymmetry measurement -> BH must be part of the sample (we need the interference term)

DVCS – cross section measurement

|t|-differential cross section is a very powerful tool

- Gives precise access to GPD H
- Fourier transform -> direct imaging in impact parameter space

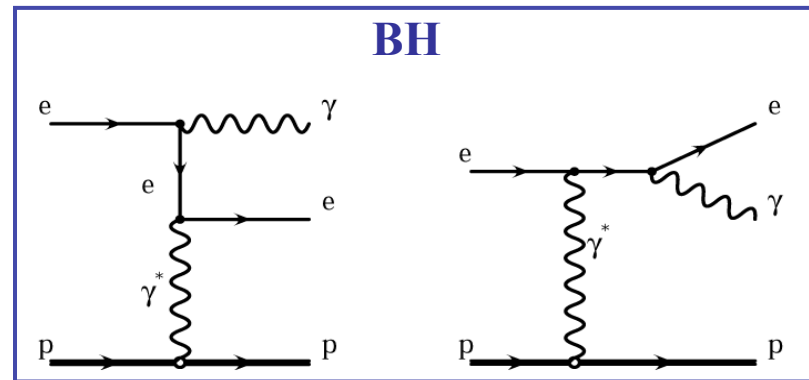
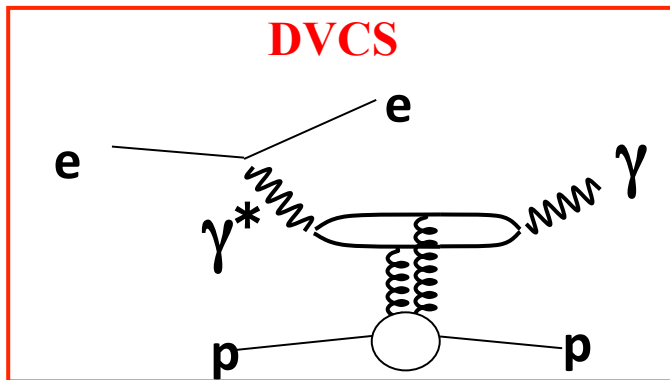


$$q(x, b^2) \approx \int dt e^{-ibt} \frac{d\sigma}{dt}$$

gives distribution of quarks with



- longitudinal momentum fraction x
- transverse distance b from proton center

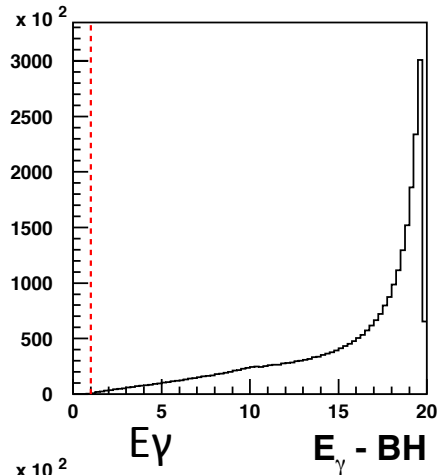
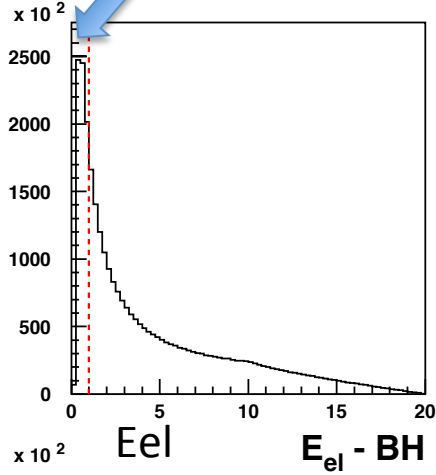


BH background must be removed in measuring the DVCS cross section

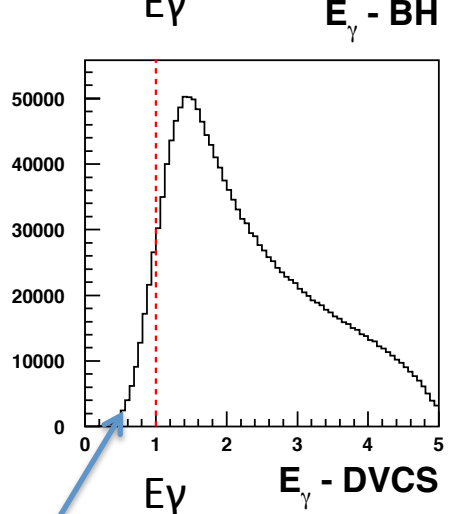
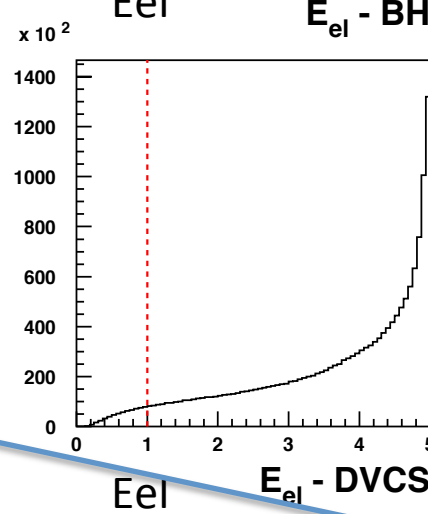
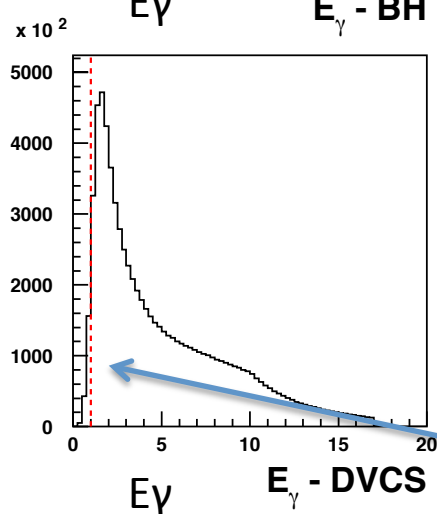
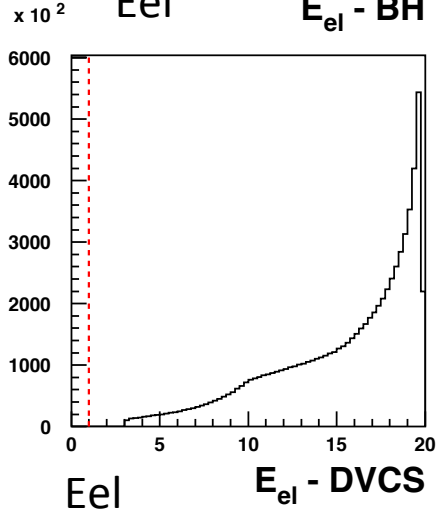
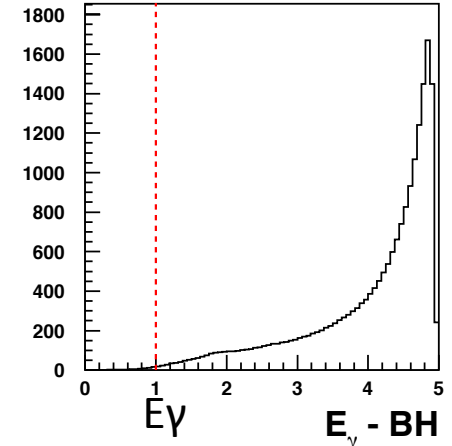
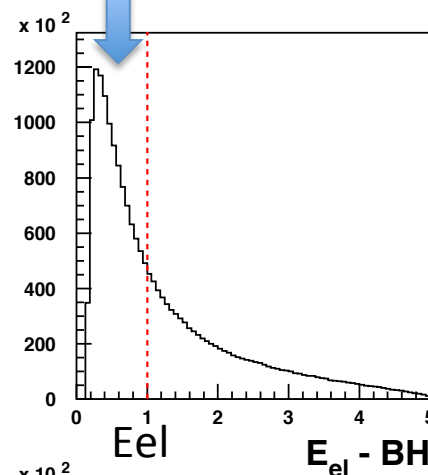
Uncertainty on proton form factor → **uncertainty on BH xsec ~ 3% (at LO)**

BH rejection

20 X 250



5 X 100
x 10^2



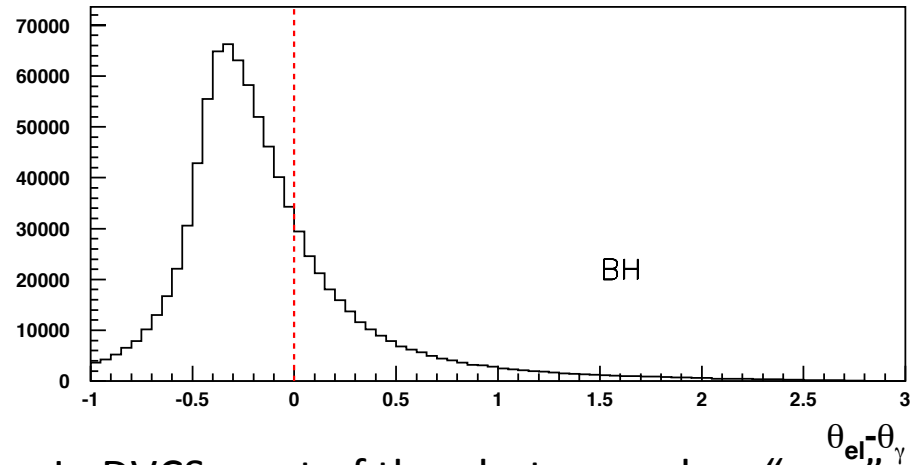
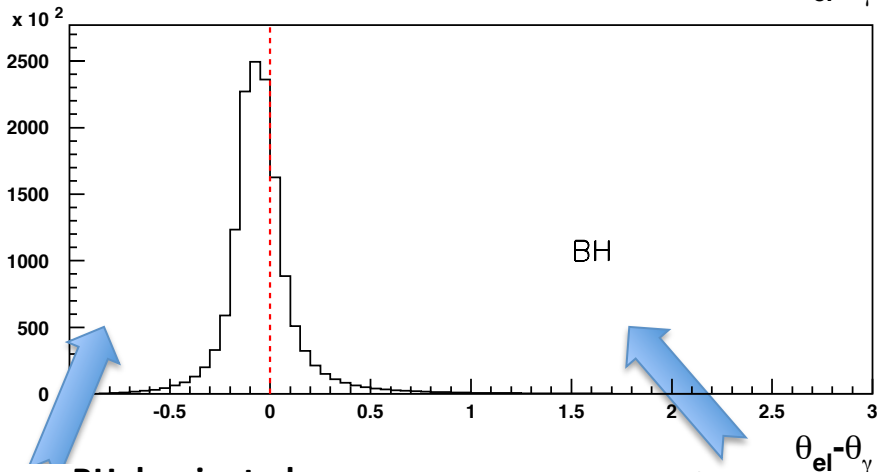
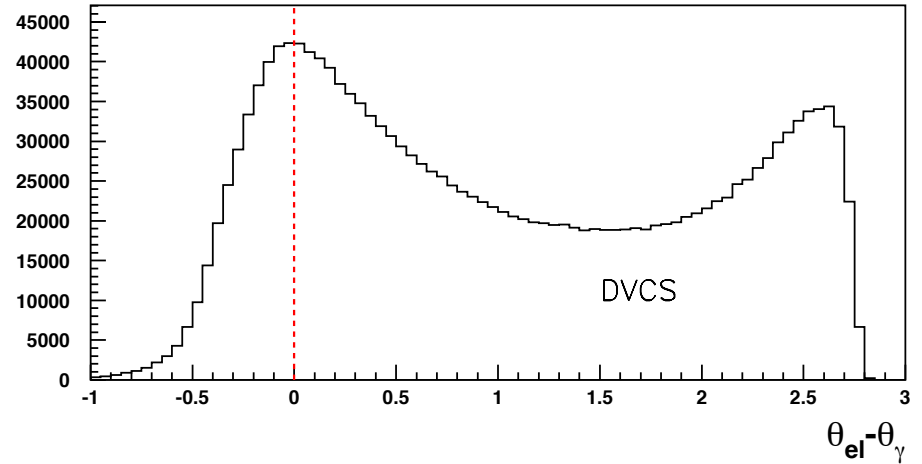
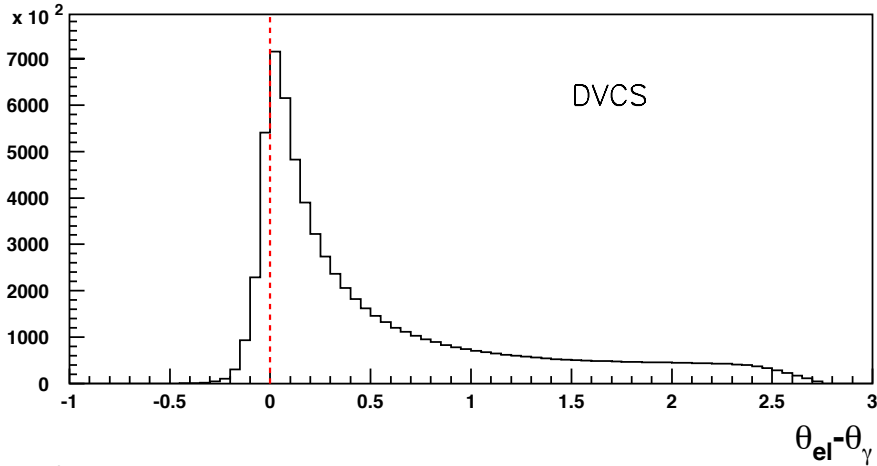
1. BH electron has very low energy (often below 1 GeV)
2. Photon for BH (ISR) goes often forward (through the beam pipe)

Important: em Cal must discriminate clusters above noise down to 1 GeV

BH rejection

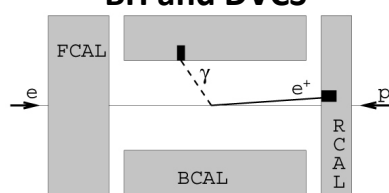
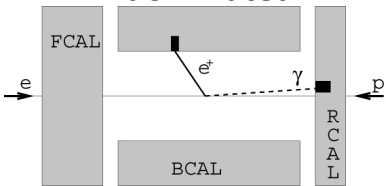
20 X 250

5 X 100



BH dominated

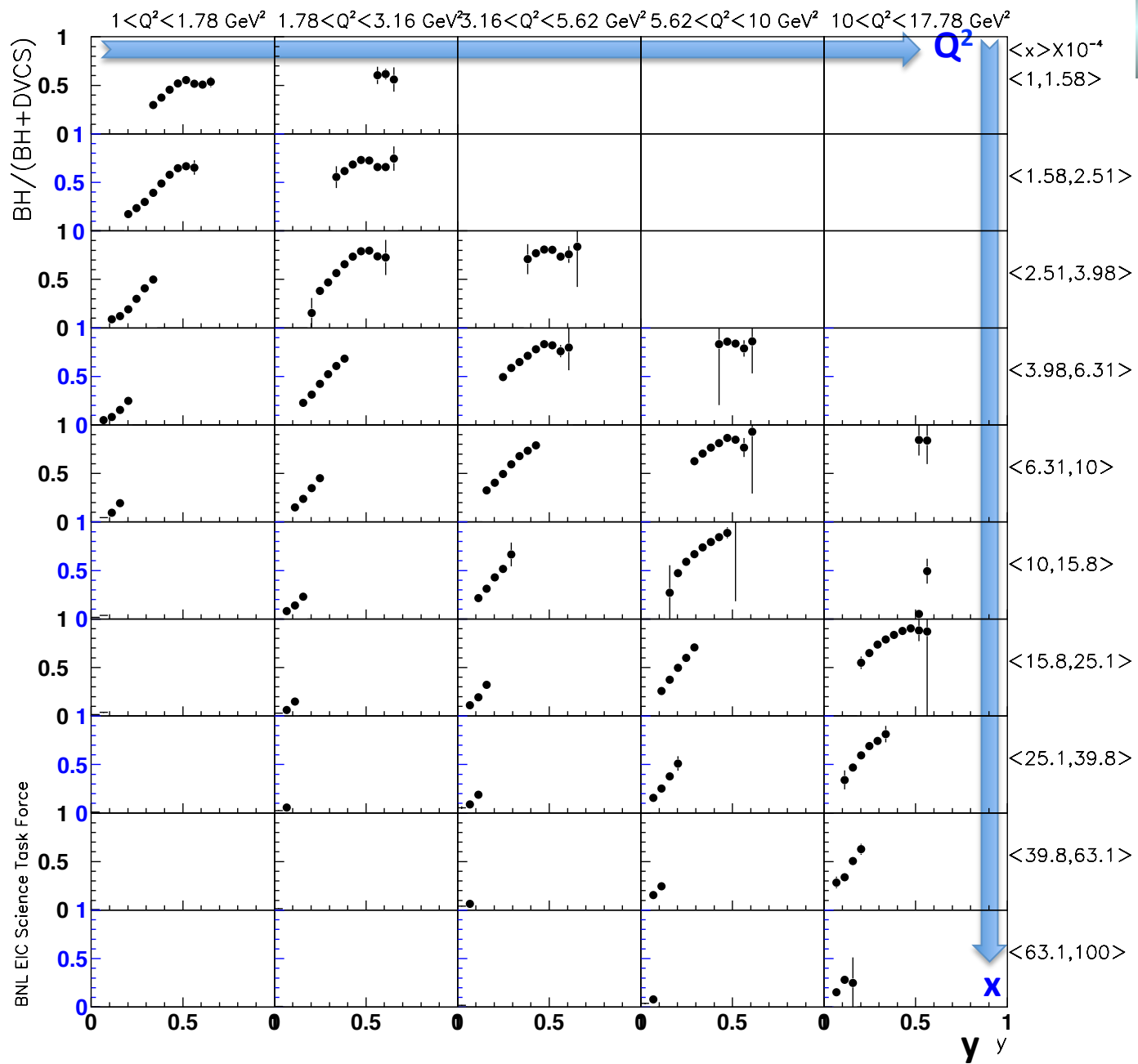
BH and DVCS



In DVCS most of the photon are less "rear"
 Than the electrons:
 $(\theta_{el} - \theta_{\gamma}) > 0 \rightarrow$ rejects most of the BH

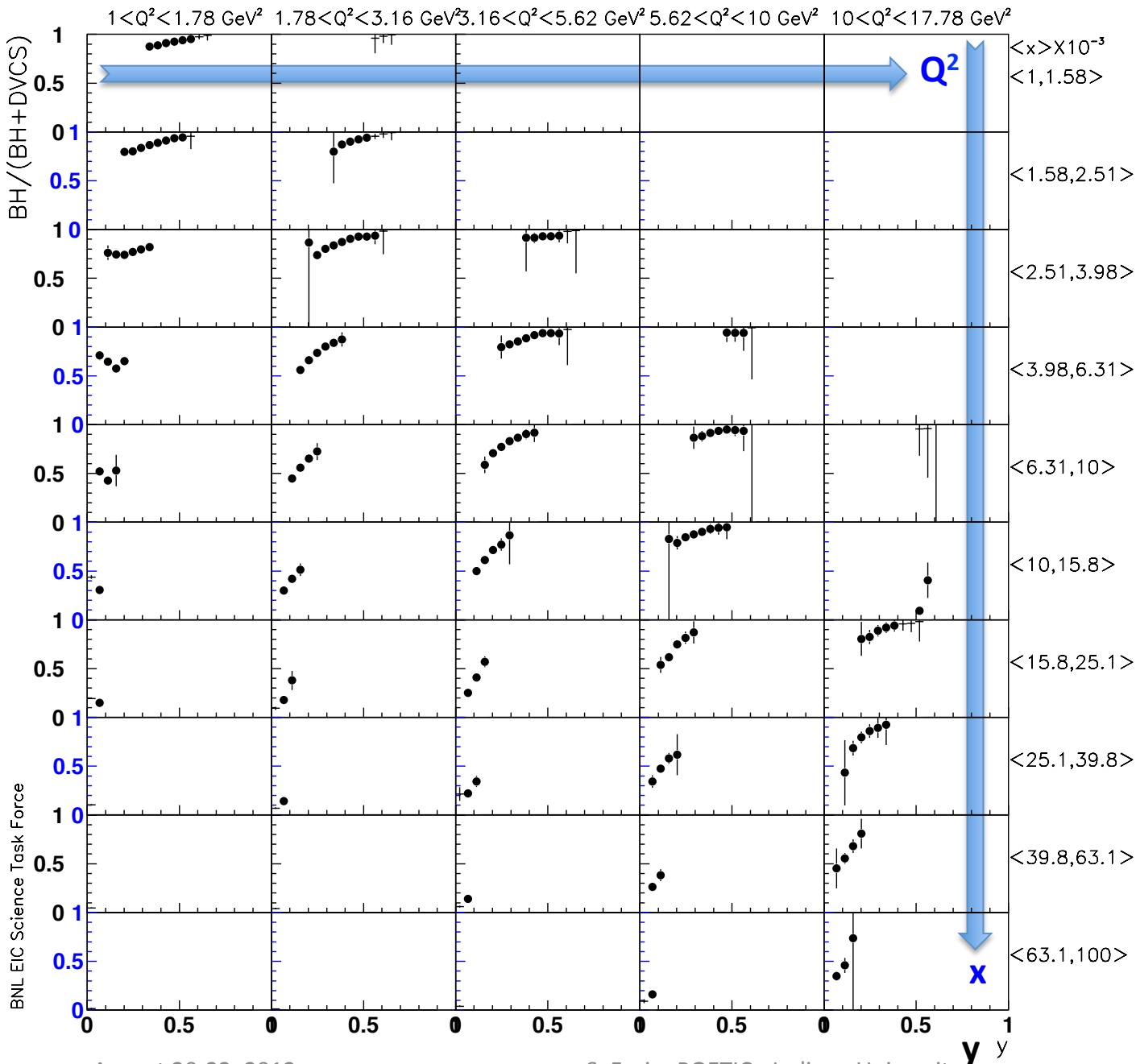
20 X 250

BH fraction



Stage 2
BH subtraction will be not an issue for $y < 0.6$

5 X 100



BH fraction

Stage 1

BH subtraction will be relevant in stage 1, at large y , depending on the x - Q^2 bin

BUT...

Stage 1-2 overlapping: x -sec. measurements in stage 2 at low- y can cross-check the BH subtrac. made in stage 1


Scanning the phase space...

EIC lumi:

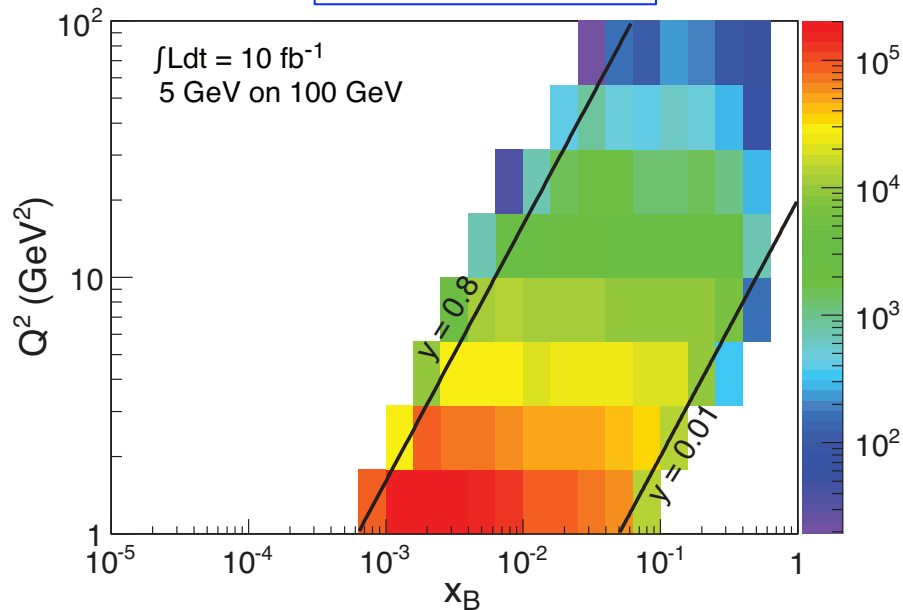
$\sim 10 \text{ fb}^{-1}/\text{year}$ @ stage 1 – 5x100

$\sim 100 \text{ fb}^{-1}/\text{month}$ @ stage 2 – 20x250

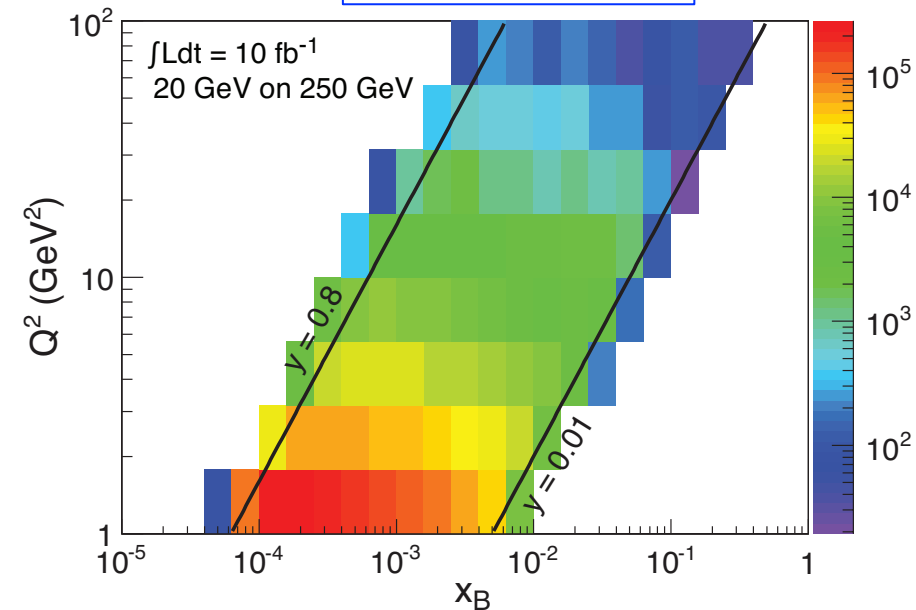
- ✧ EIC will provide sufficient lumi to bin in multi-dimensions
- ✧ **wide x and Q^2 range needed to extract GPDs**



5 X 100 – stage 1



20 X 250 – stage 2

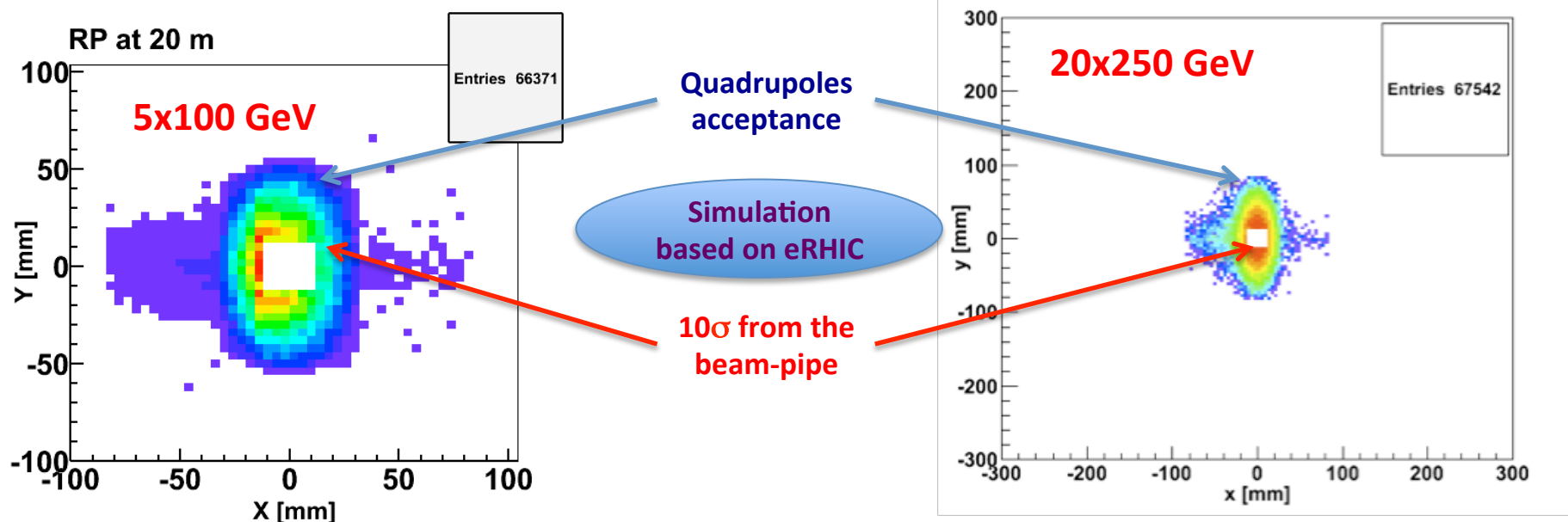


... we can do a fine binning in Q^2 and W ... and even in $|t|$

Direct $|t|$ measurement – Roman Pots

Plots from J-H Lee

Accepted in “Roman Pot” (example) at $s=20\text{m}$



- high- $|t|$ acceptance mainly limited by magnet aperture
- low- $|t|$ acceptance limited by beam envelop ($\sim 10\sigma$)
- $|t|$ -resolution limited by
 - beam angular divergence $\sim 100\mu\text{rad}$ for small $|t|$
 - uncertainties in vertex (x,y,z) and transport
 - $\sim <5\text{-}10\%$ resolution in t (RP at STAR)

Data simulation & selection

Acceptance criteria

- for Roman pots: $0.03 < |t| < 0.88 \text{ GeV}^2$
- for $|t| > 1 \text{ GeV}^2$ detect recoil proton in main detector
- $0.01 < \gamma < 0.85 \text{ GeV}^2$
- $\eta < 5$

➤ BH rejection criteria (applied to x-sec. measurements)

- $\gamma < 0.6$
- $(\theta_{e1} - \theta_{\gamma}) > 0$
- $E_{e1} > 1 \text{ GeV}^2$; $E_{e2} > 1 \text{ GeV}^2$

➤ Events smeared for expected resolution in t , Q^2 , x

➤ Systematic uncertainty assumed to be $\sim 5\%$ (having in mind experience from HERA)

➤ Overall systematic uncertainty from luminosity measurement not taken into account

The code **MILOU** by **E. Perez**, **L. Schoeffel**, **L. Favart** [arXiv:hep-ph/0411389v1] is Based on a GPDs convolution by: **A. Freund** and **M. McDermott** [<http://durpdg.dur.ac.uk/hepdata/dvcs.html>]

$0.01 < |t| < 0.85 \text{ GeV}^2$

(Low- $|t|$ sample)

- **Very high statistics**
- **Systematics will dominate!**
- **Within Roman pots acceptance**

$1.0 < |t| < 1.5 \text{ GeV}^2$

(Large- $|t|$ sample)

- **Xsec goes down exponentially**
- **requires a year of data taking**
- **Main detector can be used in measuring $|t|$**

Stage 1: $5 \times 100 \text{ GeV} \rightarrow \sim 10 \text{ fb}^{-1}$ (~ 10 months)

Stage 2: $20 \times 250 \text{ GeV} \rightarrow \sim 100 \text{ fb}^{-1}$ (~ 1 year)

20x2500

dσ/d|t|

$$\frac{d\sigma}{d|t|} = \frac{\# evt}{\Delta_{bin} \cdot A \cdot \mathcal{L}} \sim e^{-bt}$$

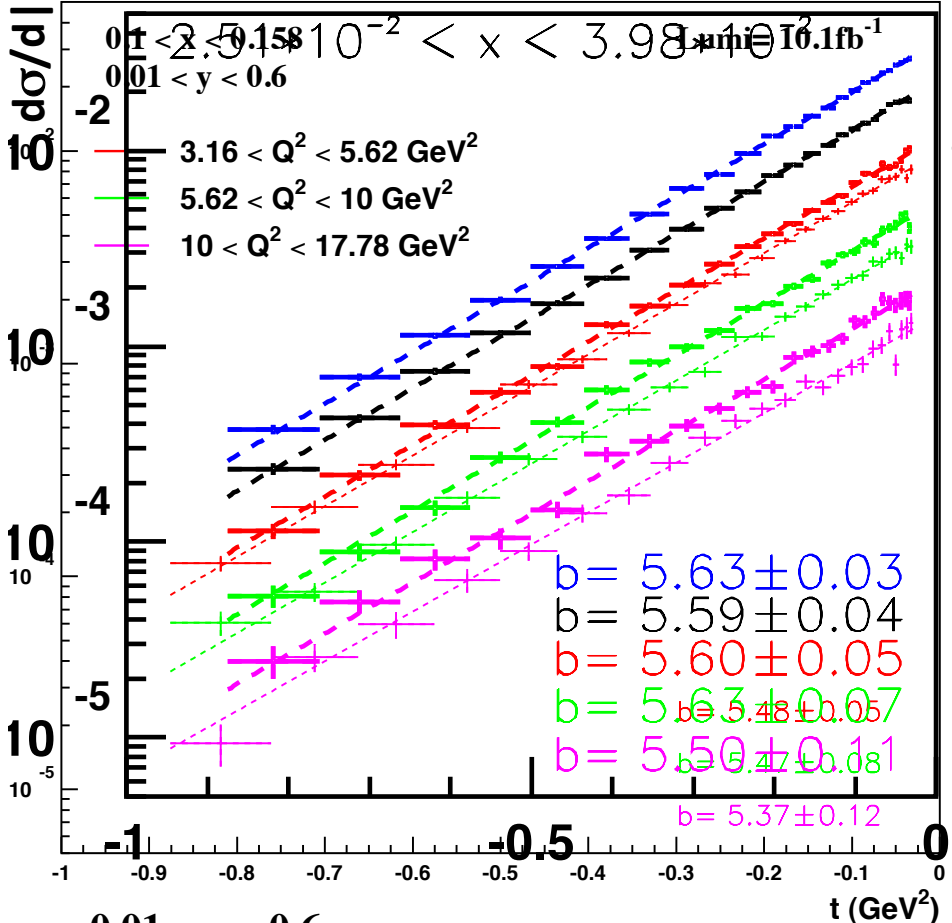
b=5.6

Specifications:

- Statistical error down to 1%
- It uses smeared t values (5% momentum resol.)
- |t|-binning → 3 * resolution (or higher)

EIC lumi:

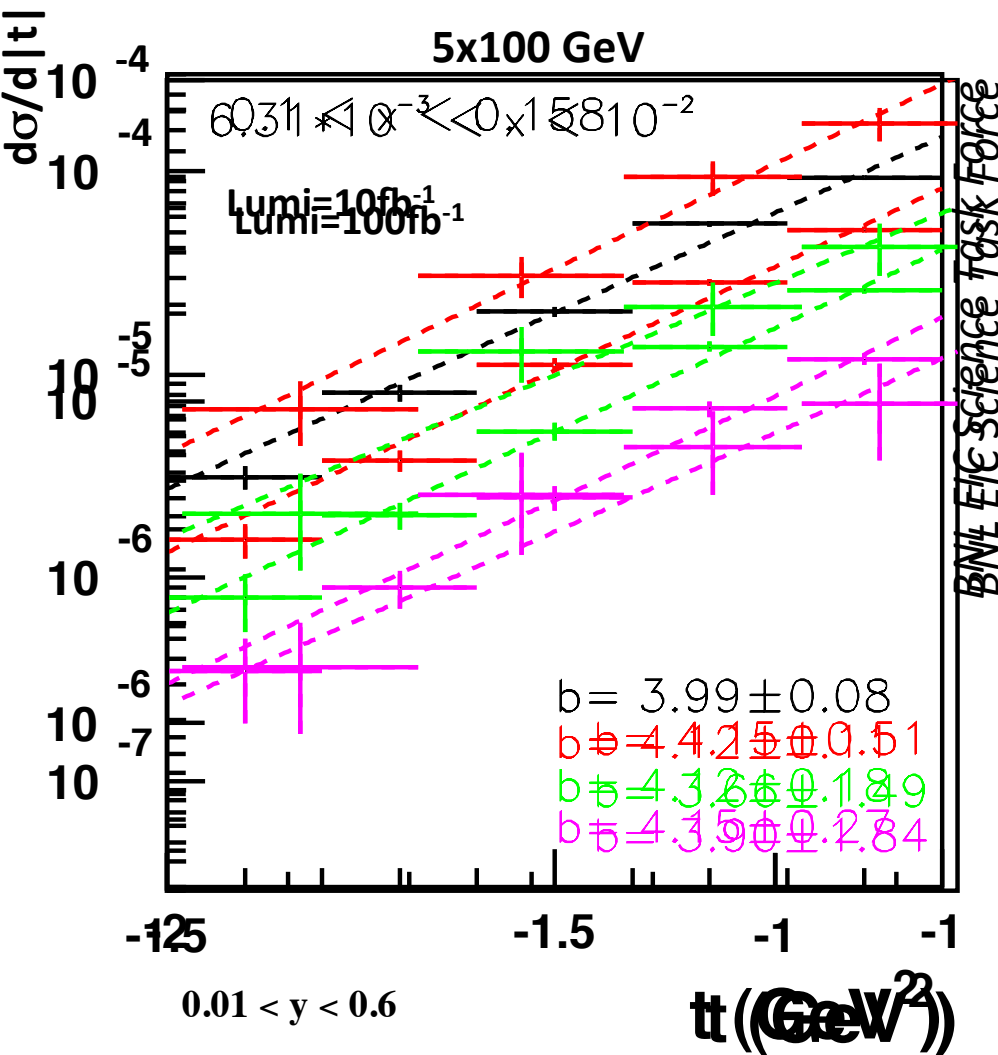
~10 fb⁻¹/year @ stage 1 – 5x100
 ~100 fb⁻¹/month @ stage 2 – 20x250



- 0.01 < y < 0.6
- 1. < Q² < 1.78 GeV²
 - 1.78 < Q² < 3.16 GeV²
 - 3.16 < Q² < 5.62 GeV²
 - 5.62 < Q² < 10 GeV²
 - 10 < Q² < 17.78 GeV²

- b = 5.63 ± 0.03
- b = 5.59 ± 0.04
- b = 5.60 ± 0.05
- b = 5.63 ± 0.07
- b = 5.48 ± 0.05
- b = 5.47 ± 0.08
- b = 5.37 ± 0.12

$d\sigma/d|t|$ - large $|t|$



- $3.16 < Q^2 < 5.62 \text{ GeV}^2$
- $5.62 < Q^2 < 10 \text{ GeV}^2$
- $10 < Q^2 < 17.78 \text{ GeV}^2$

EIC lumi:
 ~10 fb⁻¹/year @ stage 1 – 5x100
 ~100 fb⁻¹/month @ stage 2 – 20x250

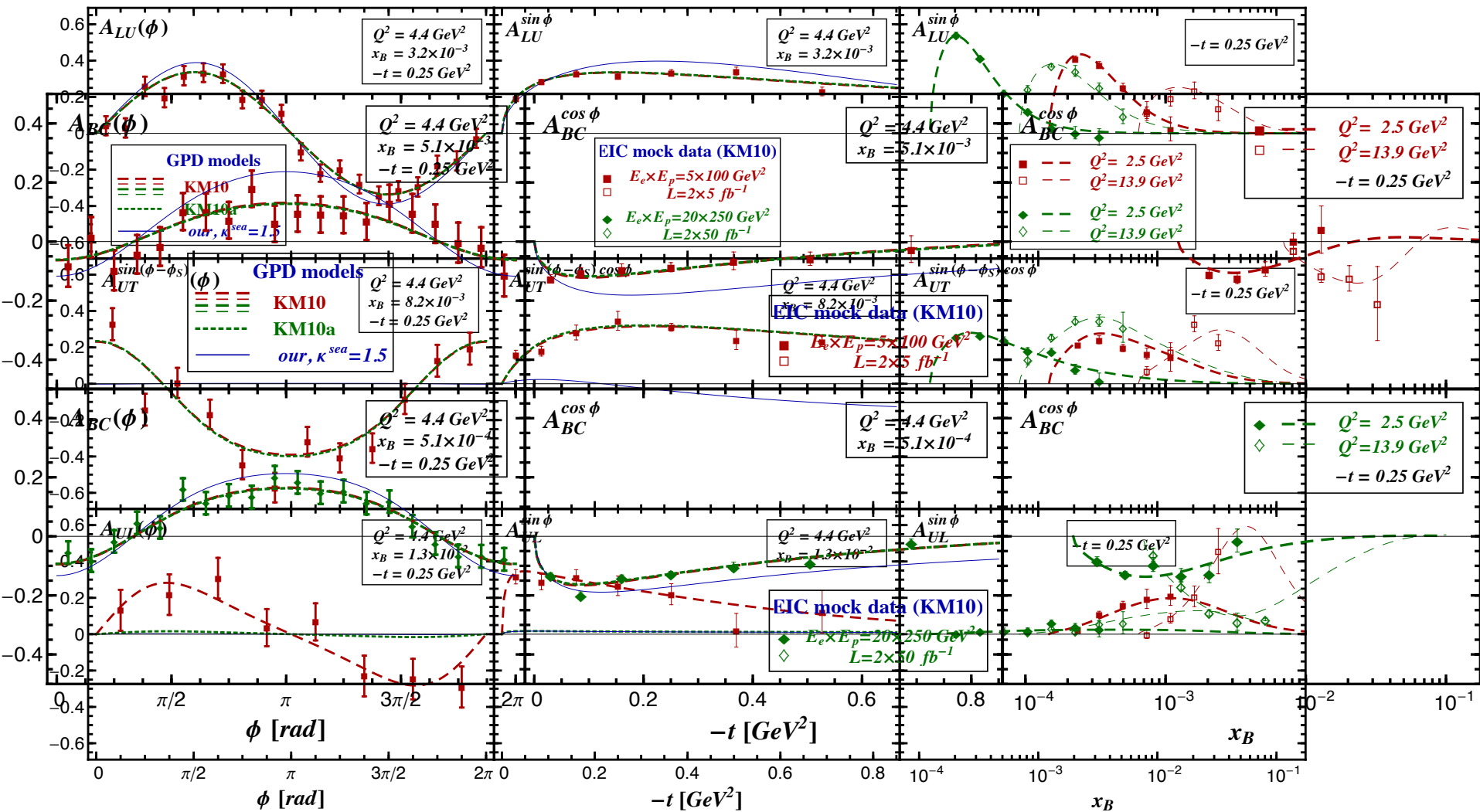
Dependence at large- $|t|$ still unknown

Measurements possible also at large- $|t|$
 with a sufficient precision



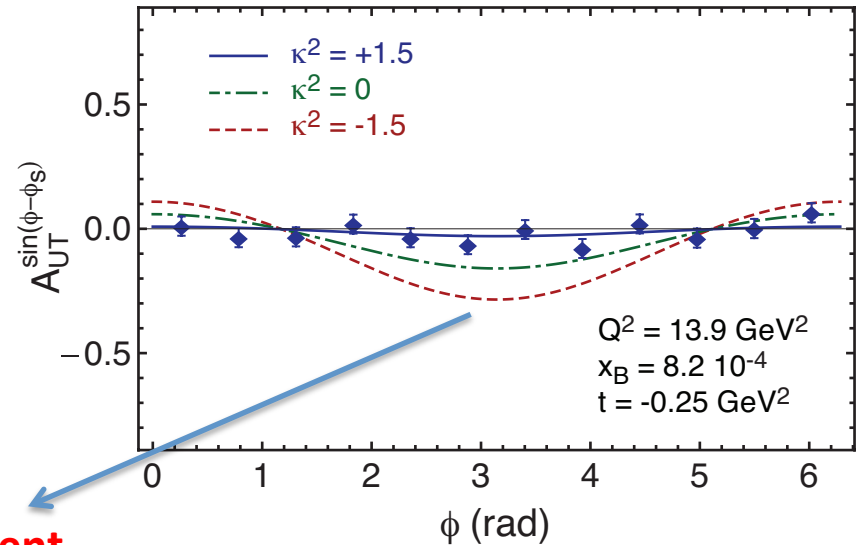
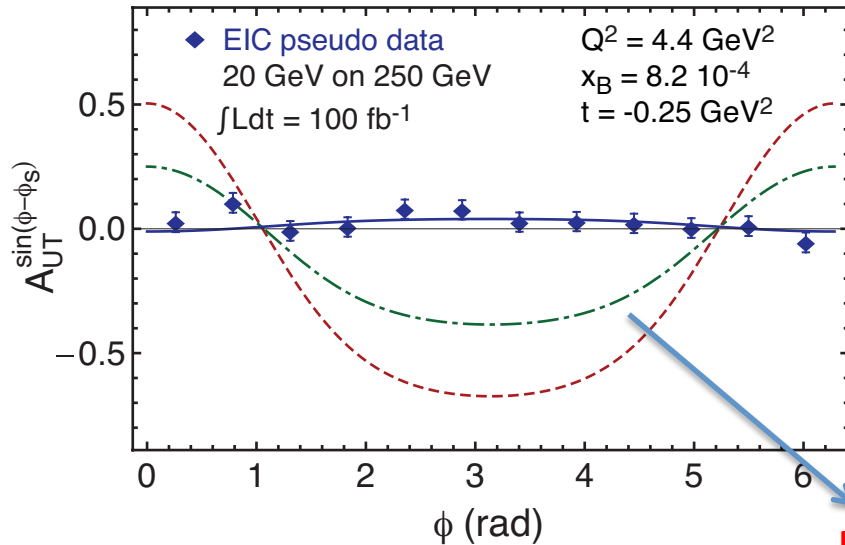
Very important to constrain GPDs

Asymmetries



Plots from D. Mueller

Transverse target-spin asymmetry



Different assumptions for E

$$A_{UT} \propto \sqrt{\frac{-t}{4M^2}} \left[F_2(t) H(\xi, \xi, t, Q^2) - F_1(t) E(\xi, \xi, t, Q^2) + \dots \right]$$

$\sin(\Phi_T - \phi_N)$
governed by **E** and **H**

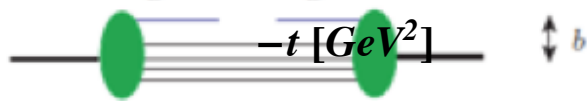
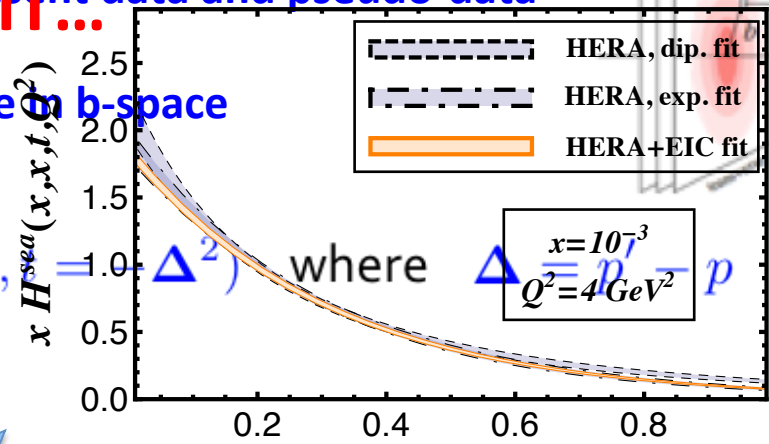
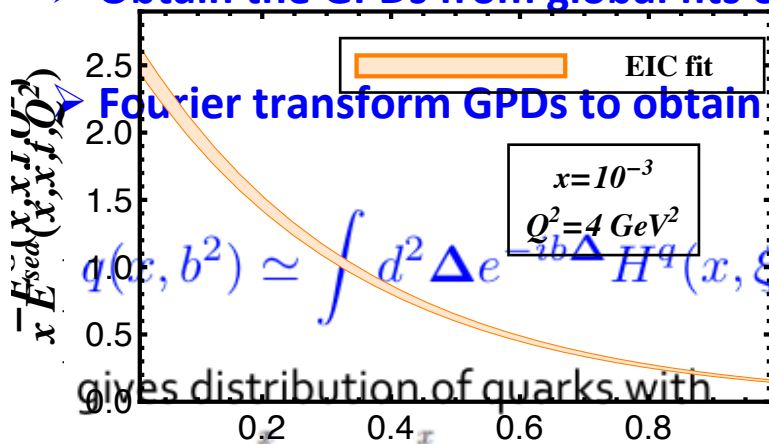
Gives access to GPD E

Imaging

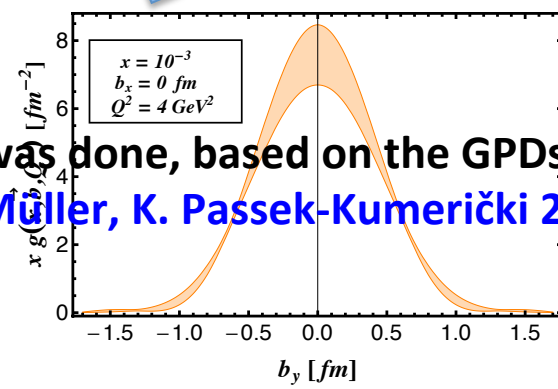
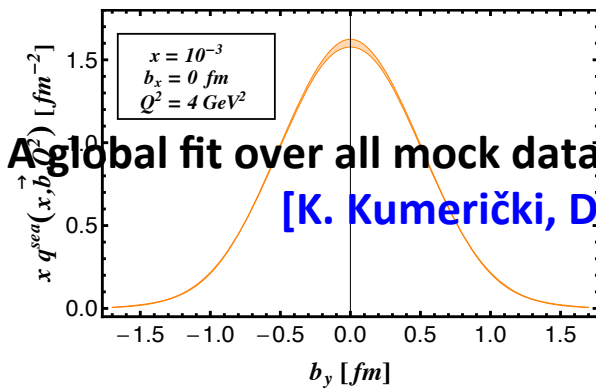
Plots from D. Mueller

Obtain the GPDs from global fits on present data and pseudo-data

...FFT...



- longitudinal momentum fraction x
- transverse distance b from proton center



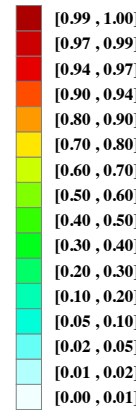
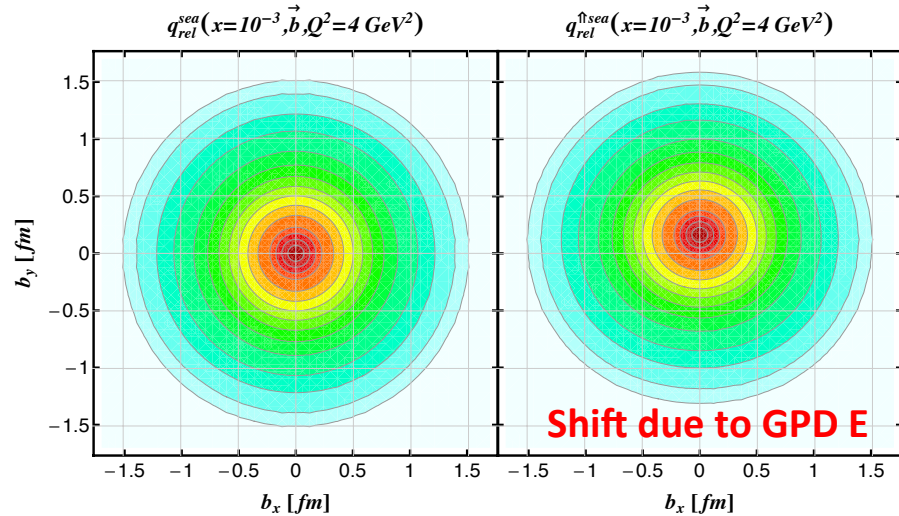
Global fit over all mock data was done, based on the GPDs-based model:

[K. Kumerički, D Müller, K. Passek-Kumerički 2007]

Errors are extrapolated for:
 $|t| \rightarrow 0$; $|t| > 1.5 \text{ GeV}^2$

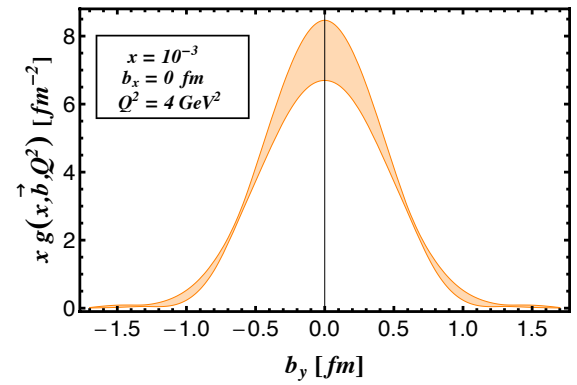
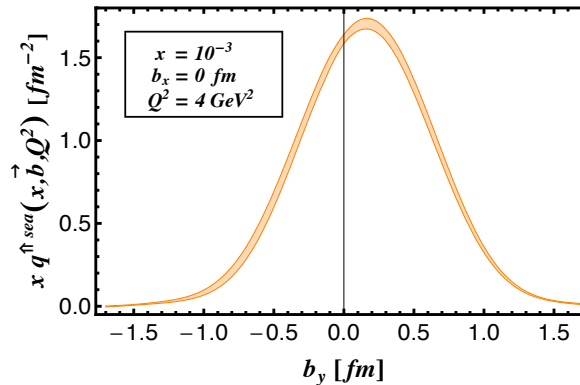
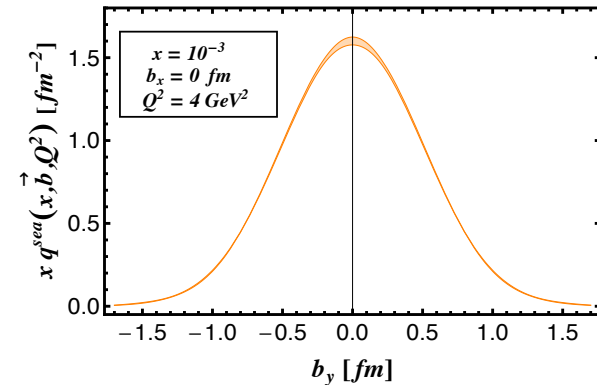
$$q(x, \vec{b}, \mu^2) = \frac{1}{4\pi} \int_0^\infty d|t| J_0(|\vec{b}| \sqrt{|t|}) H(x, \eta = 0, t, \mu^2)$$

Imaging



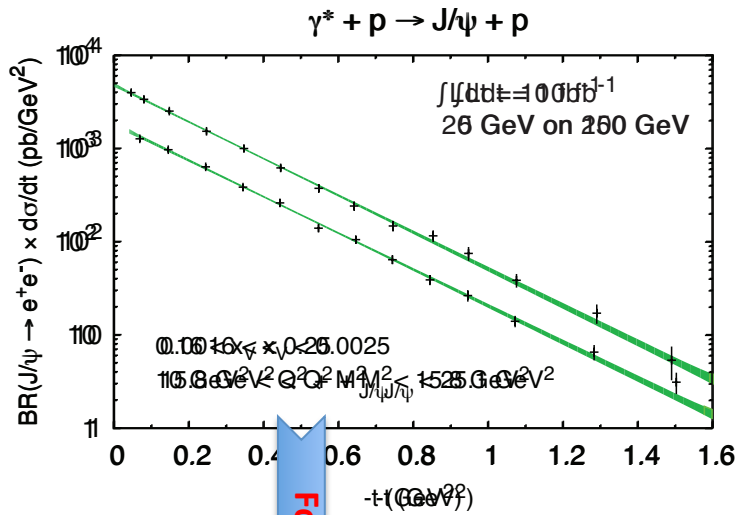
- A global fit over all mock data was done, based on the GPDs-based model:
[K. Kumerički, D Müller, K. Passek-Kumerički 2007]
- Known values $q(x)$, $g(x)$ are assumed for H^q , H^g (at $t=0$ forward limits E^q , E^g are unknown)
- Excellent reconstruction of H^{sea} , H^{flsea} and good reconstruction of H^g (from $d\sigma/dt$)
- **Reconstruction of GPD E** (connection to the orbital momentum g-sum role)

Plots from D. Mueller

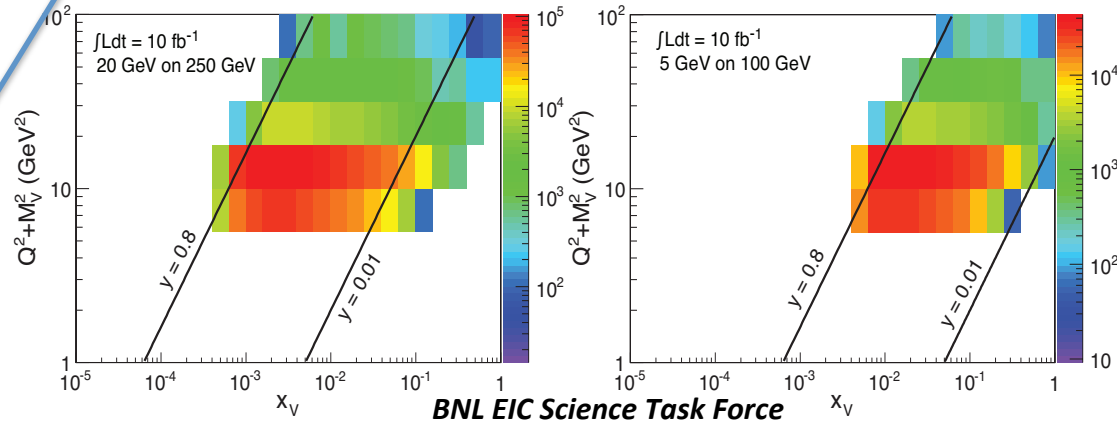
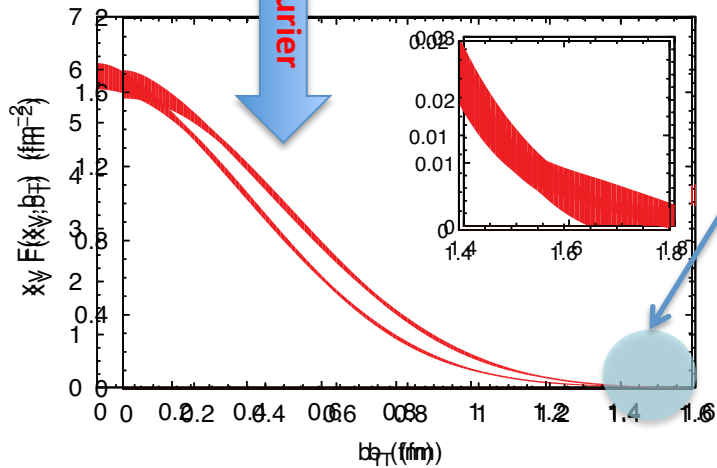


J/ψ

γ* p → J/ψ p



Fourier

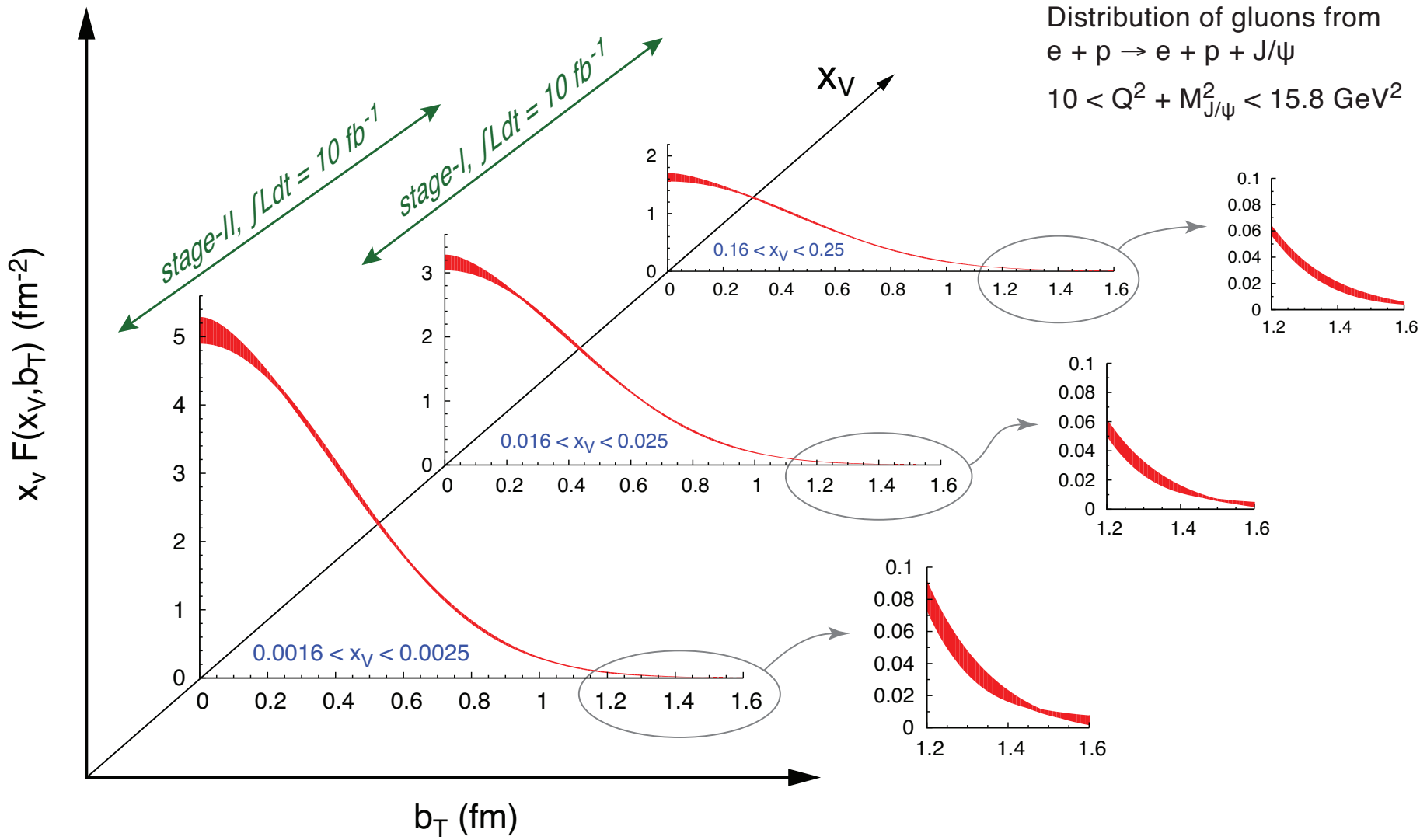


BNL EIC Science Task Force

- pseudo-data generated using a version of Pythia tuned to J/ψ data from HERA
- wave function uncert. (non-relativistic approximation)
- mass provides hard scale
 - Sensitive to gluons
 - Both photo- and electro-production can be computed

J/ψ

Distribution of gluons from
 $e + p \rightarrow e + p + J/\psi$
 $10 < Q^2 + M_{J/\psi}^2 < 15.8 \text{ GeV}^2$

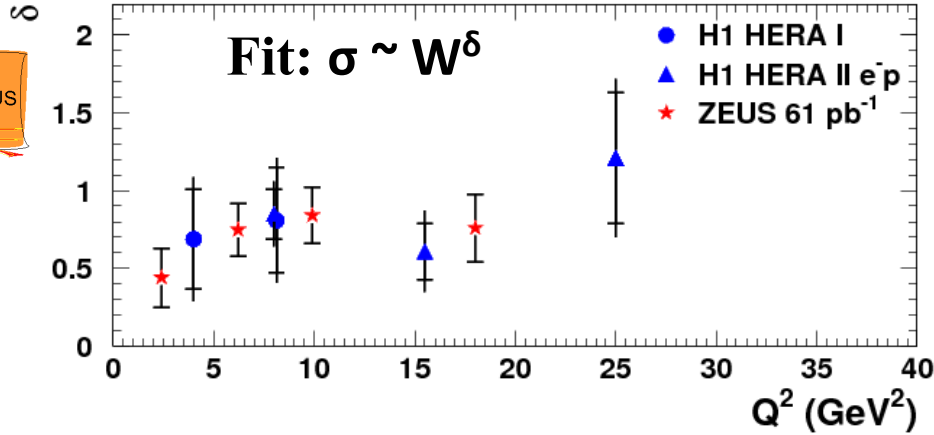


Summary

- **A lot of experience carried over from HERA**
- **DVCS can be used to drive the requirements for a dedicated new detector**
- **Simulation shows how an EIC can much improve our knowledge of GPDs**
- **A fine binning of x-sec and symmetries will be possible, uncertainties mostly dominated by systematics**
- **Large potential for an accurate 2+1D imaging of the polarized and unpolarized quarks and gluons inside the hadrons (and nuclei!)**

Back up

DVCS @ HERA



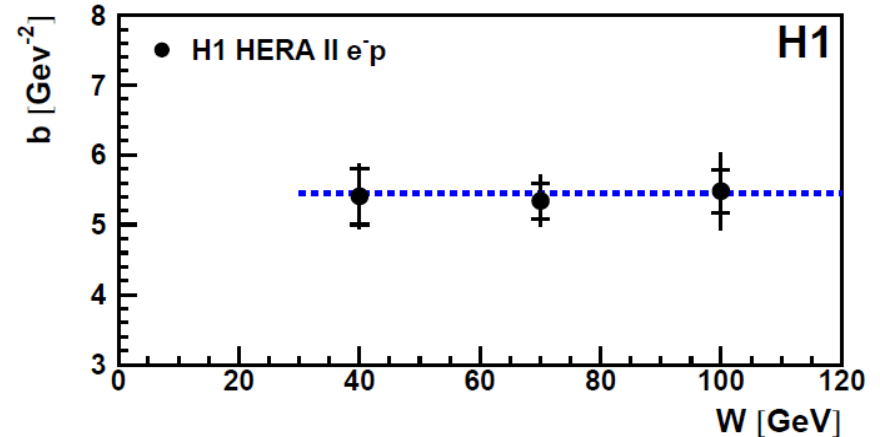
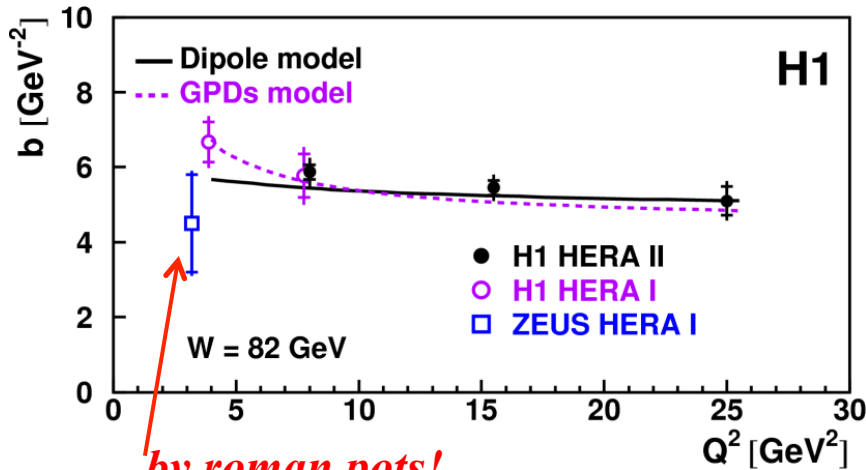
Q^2 dependence for the W slope not clear within the uncertainties!

ZEUS: JHEP05(2009)108

H1: Phys.Lett.B659:796-806,2008

t measured indirectly: $t \sim \left(P_{T\gamma}^2 + P_{T_e}^2 \right)^2$

Fit: $\frac{d\sigma}{dt} \propto e^{-b|t|}$



No evidence for W dependence of b

MC simulation

Written by E. Perez, L Schoeffel, L. Favart [arXiv:hep-ph/0411389v1]

The code MILOU is Based on a GPDs convolution by:

A. Freund and M. McDermott [All ref.s in: <http://durpdg.dur.ac.uk/hepdata/dvcs.html>]

- ✓ GPDs, evolved at NLO by an independent code which provides tables of CFF
 - at LO, the CFFs are just a convolution of GPDs:

$$\mathcal{H}(\xi, Q^2, t) = \sum_{u,d,s} \int_{-1}^1 \left[\frac{e_i^2}{1 - x/\xi - i\epsilon} \pm \{\xi \rightarrow -\xi\} \right] H_i(x, \xi, Q^2, t) dx$$

- ✓ provide the real and imaginary parts of Compton form factors (CFFs), used to calculate cross sections for DVCS and DVCS-BH interference.

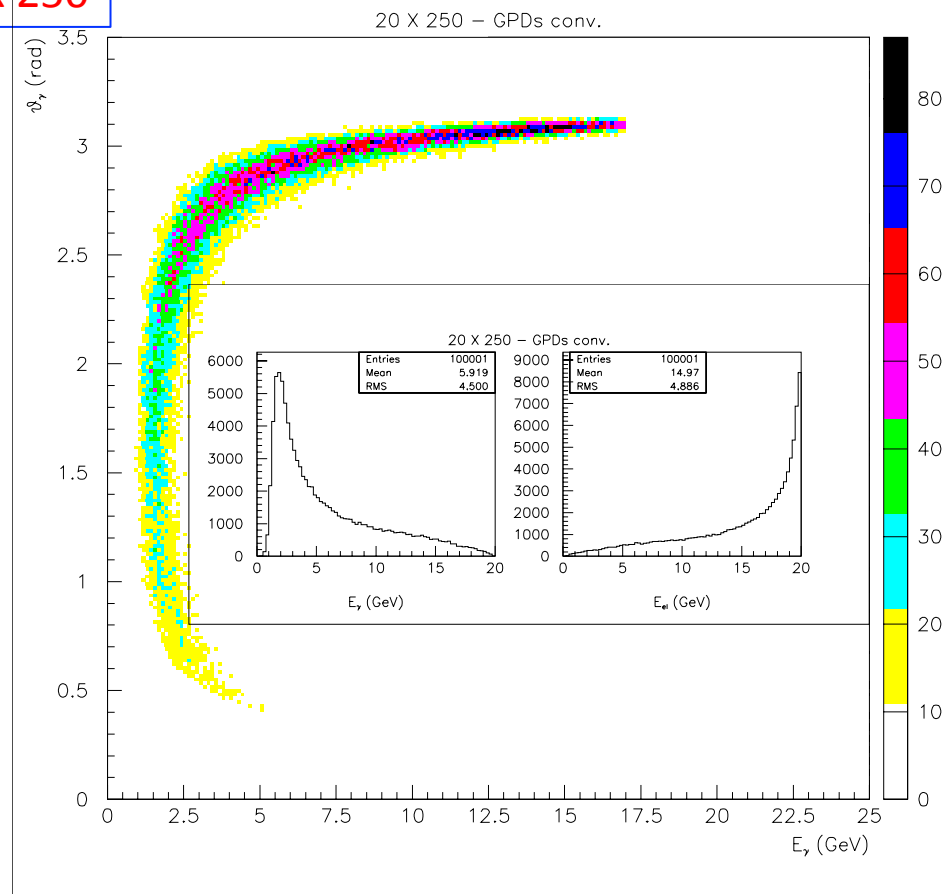
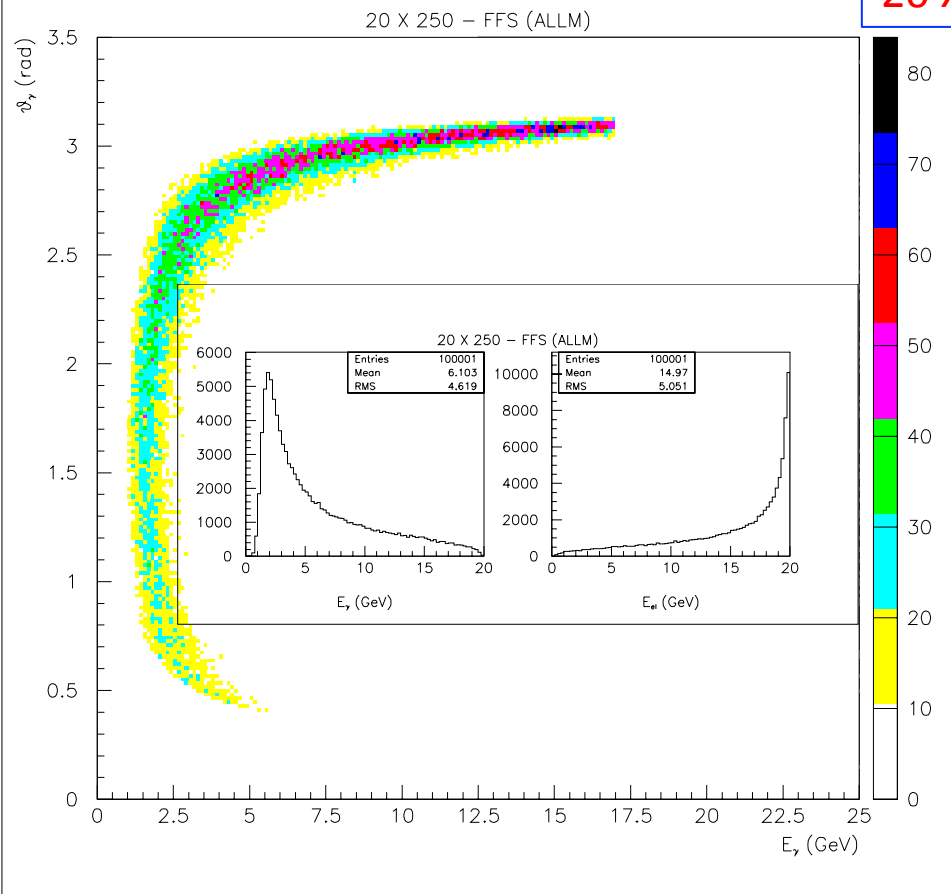
- ✓ $\frac{d\sigma}{d|t|} = \exp(B(Q^2)t)$ → The B slope is allowed to be constant or to vary with Q^2

- ✓ Proton dissociation ($ep \rightarrow e \gamma Y$) can be included

- ✓ Other non-GPD based models are implemented like FFS, DD

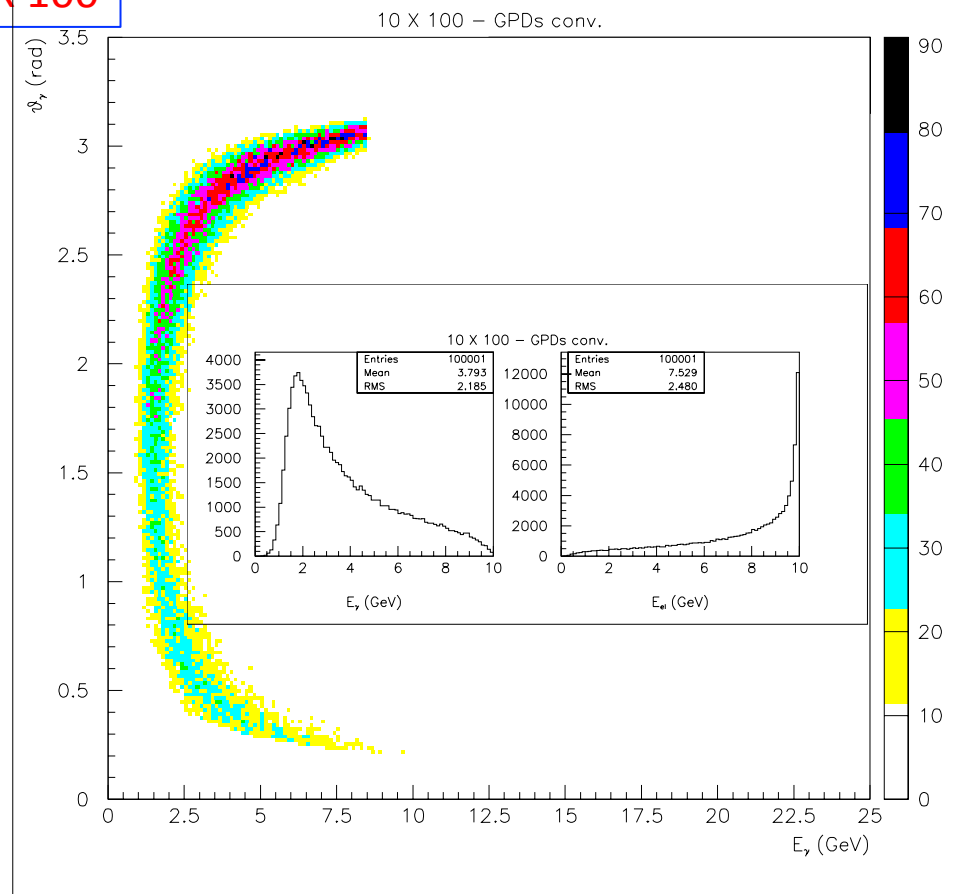
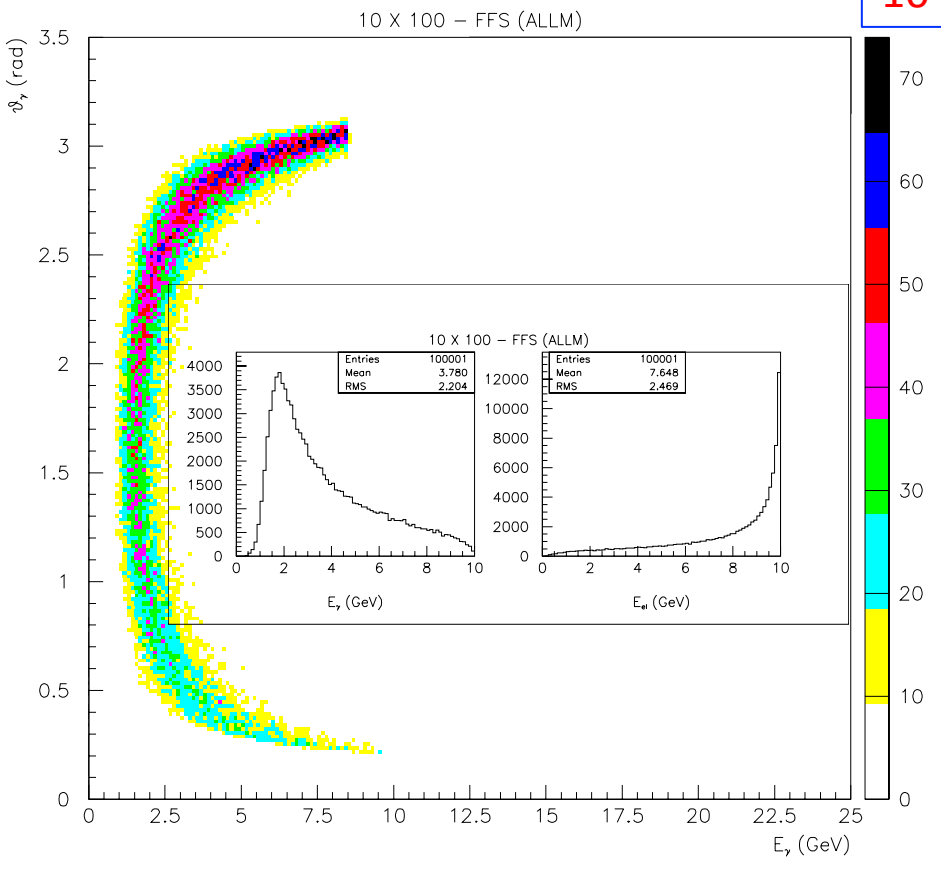
θ_γ vs E_γ

20 X 250

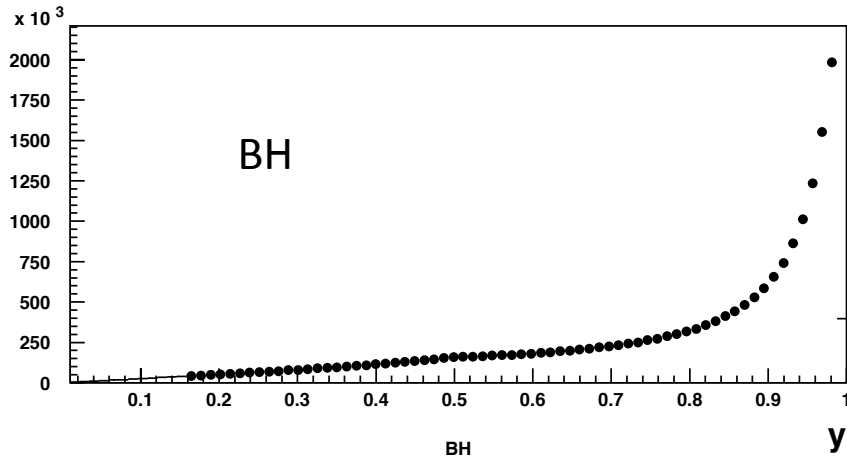


θ_γ vs E_γ

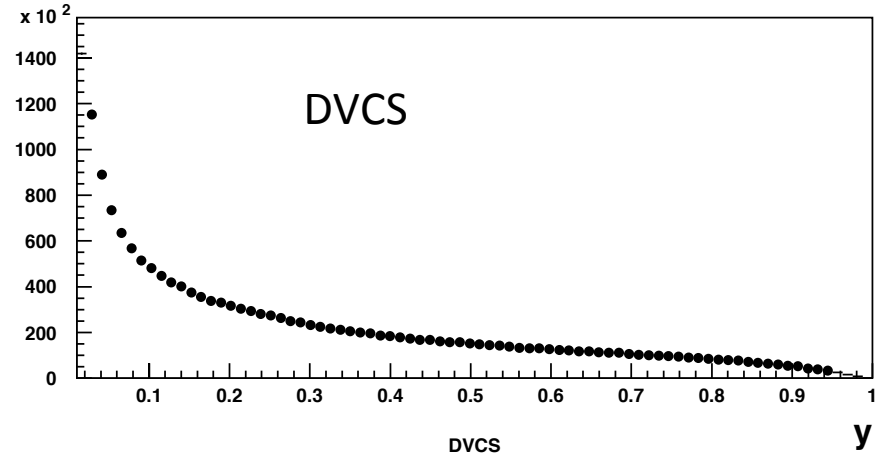
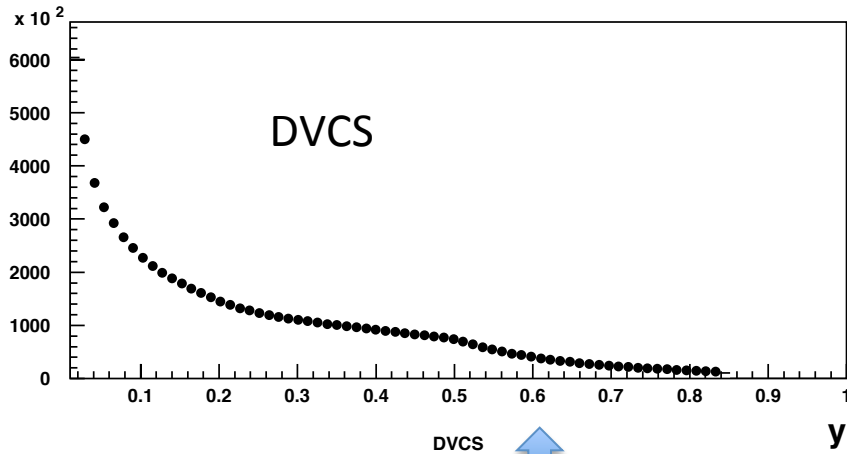
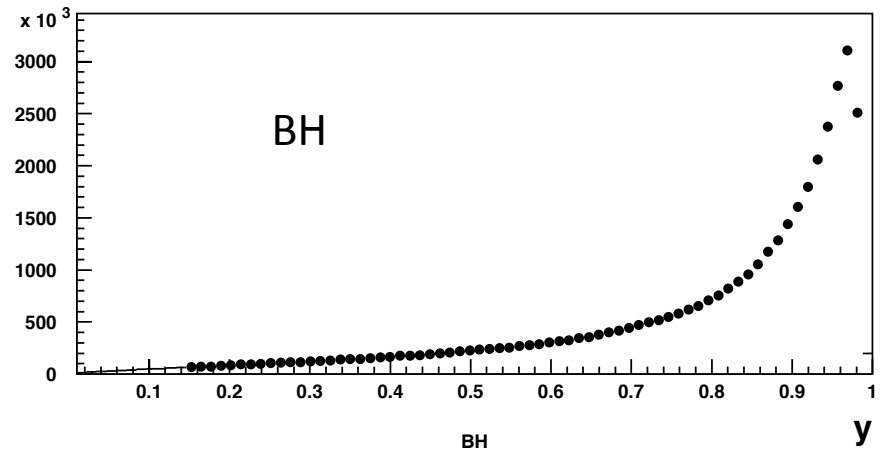
10 X 100



20 X 250



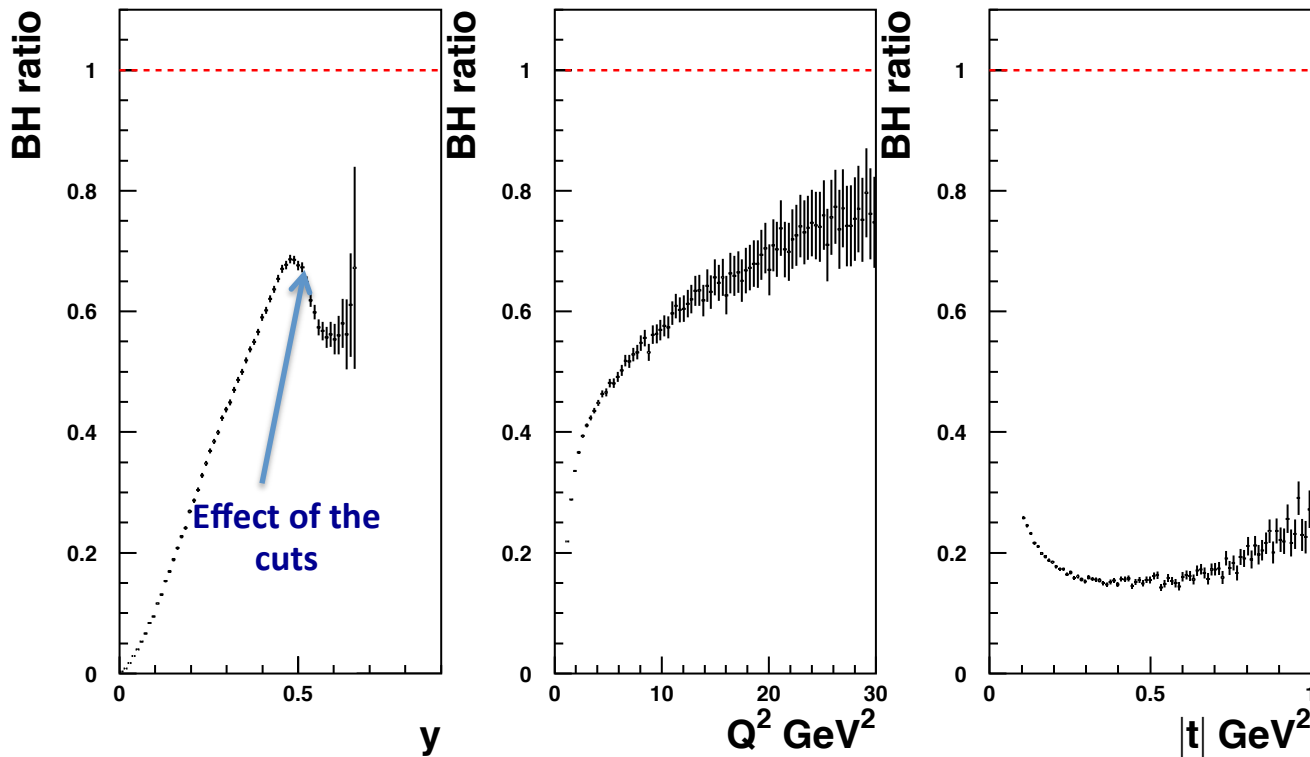
5 X 100



- BH dominates at large y .
- DVCS drops with y

BH fraction - overall

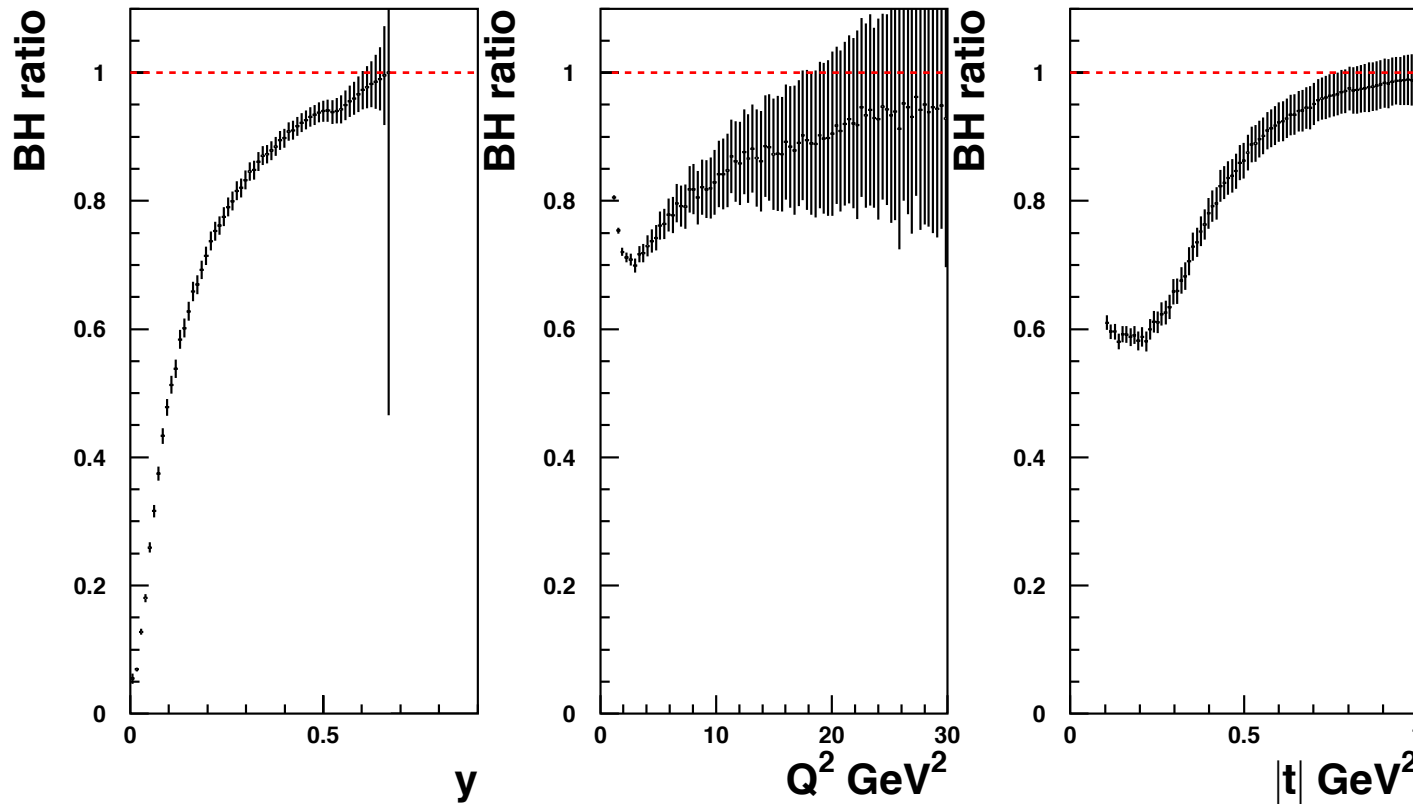
20 X 250



The effect of the cut for the 20x250 conf. is that BH never exceeds 70% of the sample

BH fraction - overall

5 X 100



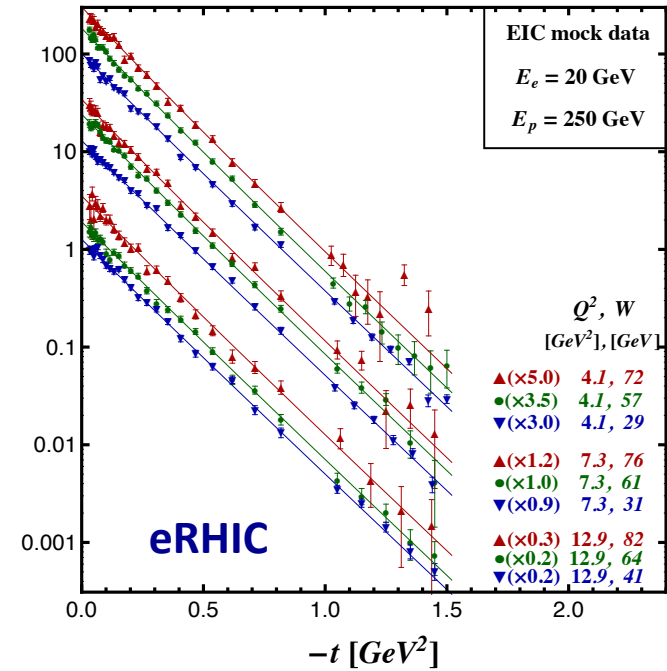
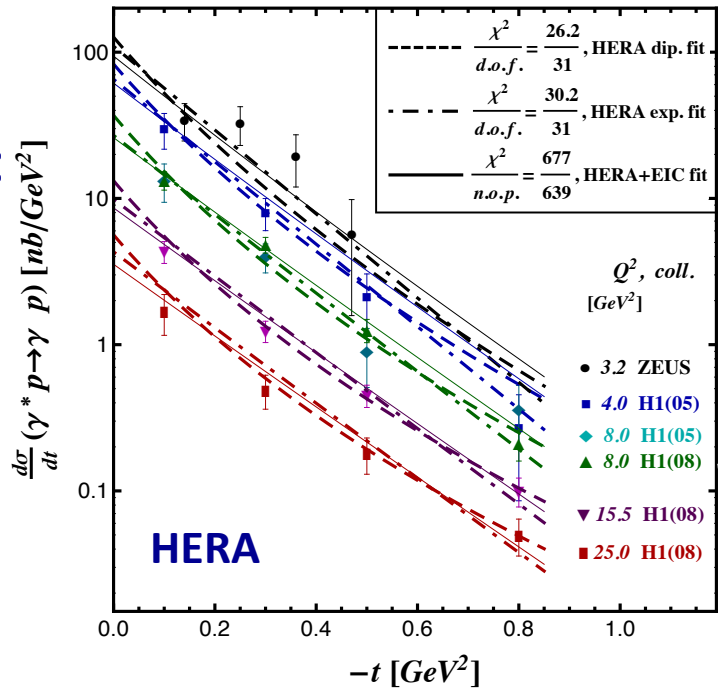
for the 5x100 conf. is that BH can be a problem at large y and large t , depending on the bin

t-xsec (ep -> γp)

Selection criteria:

- $0.01 < y < 0.6$
- $\theta_\gamma < 2 \times 10^{-2}$ rad
- $\theta_{el} < 2 \times 10^{-2}$ rad
- $E_\gamma > 1$ GeV
- $E_{el} > 1$ GeV

$$\sim e^{-bt} \quad b = 5.6 \text{ GeV}^{-2}$$



10 x-bins ; 5 Q^2 -bins

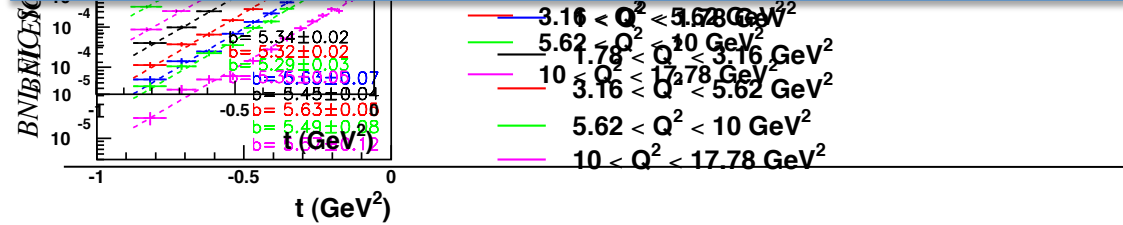
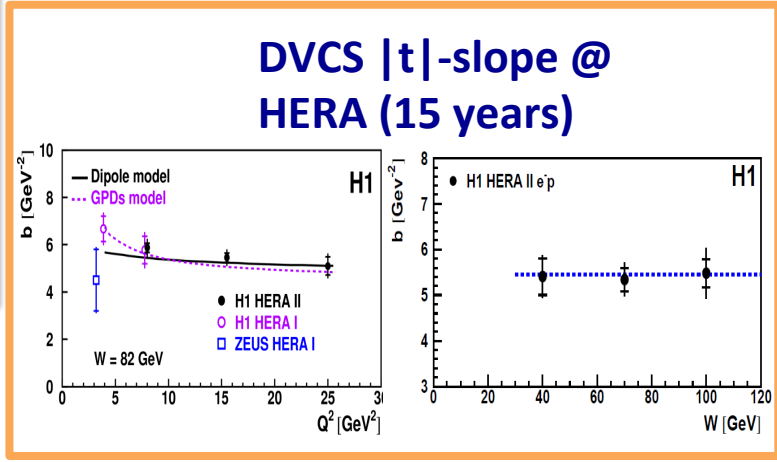
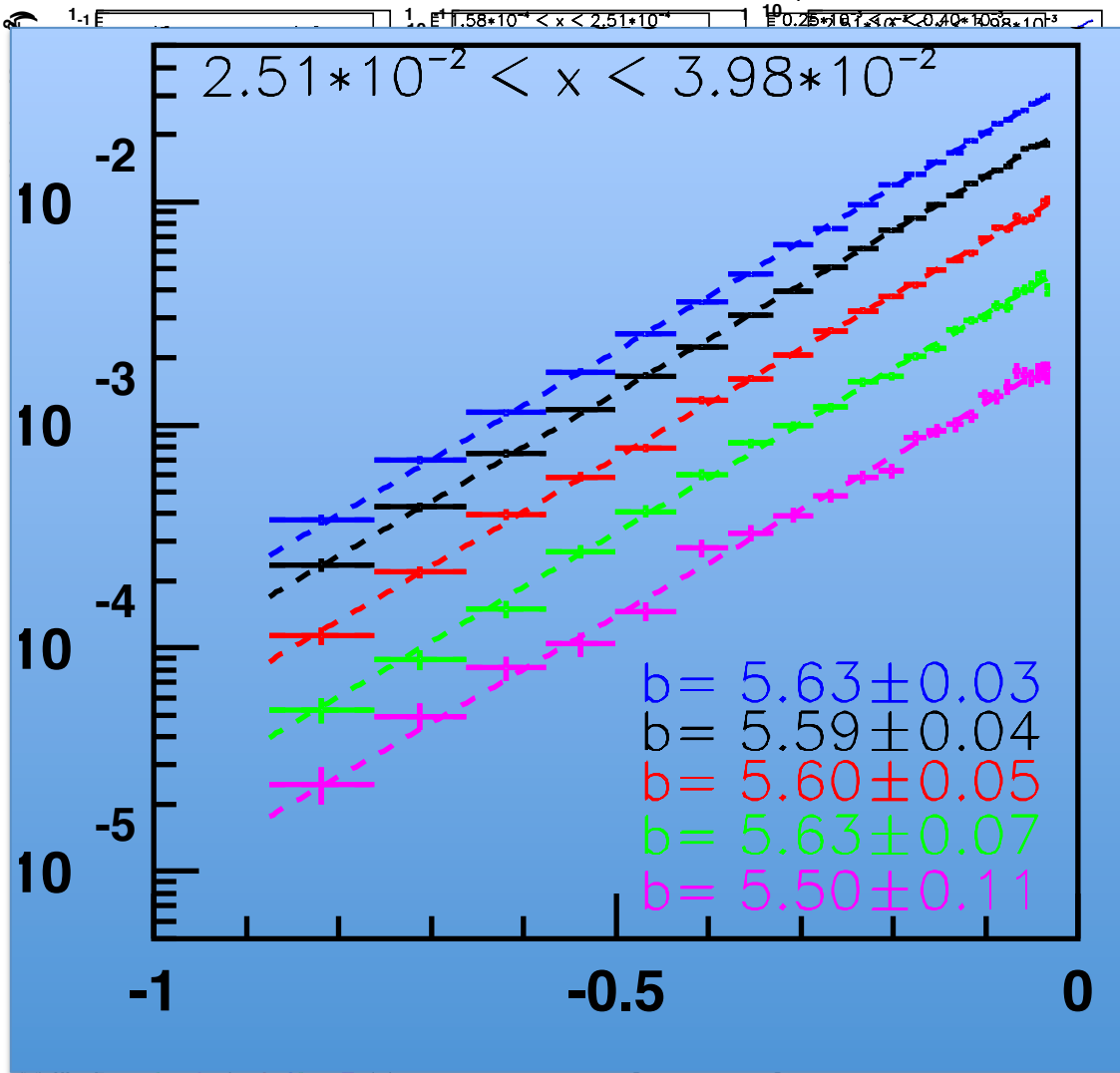
dσ/d|t|

$$\frac{d\sigma}{d|t|} = \frac{\# evt}{\Delta_{bin} \cdot A \cdot \mathcal{L}} \quad \sim e^{-bt}$$


b=5.6

Specifications:

- Statistical error down to 1%
- It uses smeared t values (5% momentum resol.)
- |t|-binning → 3 * resolution (or higher)



- Electron and photon clusters are offer very close!
- can affect the phi distribution reconstruction!



Crucial!

Our em cal must distinguish two clusters within the order of 1 deg
More studies on-going...

